



WEST DALY

Regional Council

AGENDA

FINANCE COMMITTEE MEETING

Thursday 28 August 2025

10:00 am

Held at the West Daly Regional Council Chambers
WINNELLIE NT

This meeting is open to the public excluding confidential
Council business.

Contact governance@westdaly.nt.gov.au
or phone: 08 7922 6403 for more information.

WEST DALY REGIONAL COUNCIL DISCLAIMER

No responsibility is implied or accepted by the West Daly Regional Council for any act, omission or statement or intimation occurring during Council or committee meetings.

The West Daly Regional Council disclaims any liability for any loss whatsoever and howsoever caused arising out of reliance by any person or legal entity on any such act, omission or statement or intimation occurring during Council or committee meetings.

Any person or legal entity who acts or fails to act in reliance upon any statement, act or omission made in a Council or committee meeting does so at that person's or legal entity's own risk.

In particular and without detracting in any way from the broad disclaimer above, in any discussion regarding any planning application or application for a licence, any statement or intimation of approval made by any member or officer of the West Daly Regional Council during the course of any meeting is not intended to be and is not taken as notice of approval from the West Daly Regional Council.

The West Daly Regional Council advises that anyone who has any application lodged with the West Daly Regional Council shall obtain and should only rely on **WRITTEN CONFIRMATION** of the outcome of the application, and any conditions attaching to the decision made by the West Daly Regional Council in respect of the application.

WEST DALY REGIONAL COUNCIL – “Working Together to Make a Difference”



TABLE OF CONTENTS

1 ACKNOWLEDGEMENT OF TRADITIONAL OWNERS	4
2 PRESENT APOLOGY AND ABSENT	4
3 DISCLOSURES OF INTEREST	5
4 CONFIRMATION OF MINUTES.....	6
4.1 Finance Committee Meeting held on 12 December 2024	6
5 REPORTS FOR DECISION	10
5.1 Finance report for month ending 31 July 2025	10
6 CONFIDENTIAL ITEMS	24
6.1 Confirmation of Confidential Minutes.....	24
6.1.1 Confidential Session of the Finance Committee Meeting held on 12 December 2024.....	24
7 NEXT MEETING.....	24
8 MEETING CLOSE	24

1 ACKNOWLEDGEMENT OF TRADITIONAL OWNERS

West Daly Regional Council acknowledges the Traditional Owners and custodians of the lands on which we live and work, paying our respect to Elders past, present and in the future.

2 PRESENT APOLOGY AND ABSENT

ELECTED MEMBERS

- Mayor John Wilson – Tyemirri Ward
- Councillor Mark Tunmuck-Smith - Thamarrurr/Pindi Pindi Ward
- Deputy Mayor Terry Sams – Nganmarriyanga Ward

OFFICERS

- John Thomas – Chief Executive Officer
- Karen Parry – Director of Corporate Services
- Muhammad Waqas – A/Finance Manager
- Ashlee Fuller – A/Executive Manager
- Shoshana Hill – Governance Officer

GUESTS:

3 DISCLOSURES OF INTEREST

Are there any members present who wish to declare a conflict or interest or raise any concerns regarding potential conflict that have arisen or may arise in the agenda at this meeting?

4 CONFIRMATION OF MINUTES

CONFIRMATION OF PREVIOUS MINUTES

ITEM NUMBER 4.1

REPORT TITLE Finance Committee Meeting held on 12 December 2024

PREPARED BY Shoshana Hill (Governance Officer)



PURPOSE

This report's purpose is for the Committee to confirm the previous meeting's minutes as a true and accurate record of the meeting.

BACKGROUND

The minutes of the Finance Committee Meeting held on 12 December 2024 are provided for confirmation. The minutes were reviewed for accuracy and completeness. Committee Members are invited to suggest amendments or raise questions regarding the content of the minutes.

STATUTORY ENVIRONMENT

Local Government Act 2019 sections 101 and 102.

IMPACT FOR COUNCIL

Ensuring accountability, transparency and compliance.

STRATEGIC ALIGNMENT

This report is aligned to the West Daly Strategic Plan 2024-2027:

FOCUS AREA 1: A Strong Council

Governance 1. *Strengthen governance by meeting or exceeding compliance mandates and requirements for Elected Members and Council*

RECOMMENDATION

- | |
|---|
| <ol style="list-style-type: none">1. That the Committee confirm the minutes of the Finance Committee Meeting held on 12 December 2024 as a true and accurate record of the meeting. |
|---|

ATTACHMENTS

1. FCM MIN 20241212 unconfirmed [4.1.1 - 3 pages]



MINUTES OF THE FINANCE COMMITTEE MEETING
HELD AT Council Chambers Winnellie NT
ON Thursday 12 December 2024
AT 10:00 am

The meeting opened at 10:29am.

1 ACKNOWLEDGEMENT OF TRADITIONAL OWNERS

West Daly Regional Council acknowledges the Traditional Owners and custodians of the lands on which we live and work, paying our respect to Elders past, present and in the future.

2 PRESENT APOLOGY AND ABSENT

ELECTED MEMBERS	POSITION	PRESENT	APOLOGY	ABSENT
John Wilson	Mayor	X		
Wilfred Harris	Deputy Mayor		X	
Mark Tunmuck-Smith	Councillor	X (phone)		
Terry Sams	Councillor	X		
Peter Cumaiyi	Councillor			X

STAFF IN ATTENDANCE

John Thomas

David Glover Executive

Tinos Rushwaya

Michelle Griffin

POSITION

Chief Executive Officer

Executive Director, Corporate Services

Finance Manager

Executive Manager (minute taker)

APOLOGY ACCEPTANCE

Resolution: **FC-2024/1**

1. That the Finance Committee accepts the apology received from Deputy Mayor Wilfred Harris.
2. That members provide a reason for apologies moving forward.

Moved: *Councillor Terry Sams*

Seconded: *Mayor John Wilson*

Carried 3 / 0

3 DISCLOSURES OF INTEREST

There were no declarations of interest at this meeting.

4 CONFIRMATION OF MINUTES

4.1 Finance Committee Meeting held on 31 August 2023

Resolution: **FC-2024/2**

1. That the Finance Committee notes minutes of the Finance Committee meeting held on 31st August 2023, noting that members present were not members of the Committee at the time of the previous meeting.

Moved: *Councillor Terry Sams*

Seconded: *Councillor Mark Tunmuck-Smith*

Carried 3 / 0

5 REPORTS FOR DECISION

5.1 Finance Report 30th November 2024

Resolution: **FC-2024/3**

1. That the Finance Committee receives and approves the Finance Report dated 30th November 2024.

Moved: *Councillor Terry Sams*

Seconded: *Councillor Mark Tunmuck-Smith*

Carried 3 / 0

6 REPORTS FOR INFORMATION

6.1 Register of Finance Committee Members

Resolution: **FC-2024/4**

1. That the Finance Committee notes the '*register of finance committee members*'.

Moved: *Mayor John Wilson*

Seconded: *Councillor Terry Sams*

Carried 3 / 0

7 CONFIDENTIAL ITEMS

MOVE TO CONFIDENTIAL SESSION

That pursuant to section 99(2) and 293(1) of the *Local Government Act 2019* and section 51(1)(a) of the *Local Government (General) Regulations 2021* the meeting be closed to the public to consider the Confidential items of the Agenda: -

Moved: *Councillor Terry Sams*

Seconded: *Councillor Mark Tunmuck-Smith*

The meeting moved to closed session at 11:06am.

7.1 CONFIRMATION OF CONFIDENTIAL MINUTES

7.1.1 Confidential session of the Finance Committee meeting held on 31 August 2023

Regulation 51(1)(c)(iv) - *The Report will be dealt with under Section 293(1) of the Local Government Act 2019 and General Regulation 2021 Part (3) Administration - Division 2 Section 51(1)(c)(iv). It contains information that would, if publicly disclosed, be likely to: prejudice the interests of the council or some other person.*

The meeting returned to open session at 11:07am.

8 GENERAL BUSINESS

Nil

9 NEXT MEETING

Thursday, 27th February 2025

10 MEETING CLOSE

The meeting closed at 11:08am.

This page and the preceding two (2) pages are the unconfirmed minutes of the Finance Committee meeting held on Thursday, 12 December 2024.

Mayor John Wilson

5 REPORTS FOR DECISION

REPORT

ITEM NUMBER 5.1

REPORT TITLE Finance report for month ending 31 July 2025

PREPARED BY Muhammad Waqas (A/Finance Manager)



PURPOSE

To provide the Council with the Financial Management Report for the period ended 31 July 2025

BACKGROUND

The Local Government (General) Regulations 2021, Division 7, require that Council receive a report setting out:

(1)

- the actual income and expenditure of the council for the period from the commencement of the financial year up to the end of the previous month; and
- the most recently adopted annual budget; and
- details of any material variances between the most recent actual income and expenditure of the council and the most recently adopted annual budget.

(2)

- details of all cash and investments held by the Council (including money held in trust); and • the closing cash at bank balance split between tied and untied funds; and
- a statement on trade debtors and a general indication of the age of the debts owed to the Council; and
- a statement on trade creditors and a general indication of the age of the debts owed by the Council; and
- a statement in relation to Council's payment and reporting obligations for GST, fringe benefits tax, PAYG withholding tax, superannuation and insurance; and
- other information required by the Council.

(3)

- a certification, in writing, by the CEO to the Council that, to the best of the CEO's knowledge, information, and belief:
- the internal controls implemented by the Council are appropriate; The Council's financial report best reflects the financial affairs of the Council Tax, Superannuation, and Insurance
- PAYG Income Tax Withheld – Amounts are reported and remitted fortnightly and are up to date
- Business Activity Statements are lodged with the ATO. The council typically receives GST refunds.
- Insurance - Council has in place insurance arrangements for the 2025-26 financial year and has coverage. Due to the commercial in confidence nature of the Council's insurance policies, the specifics of the policies can be made available for review upon request.
- The council has continued to meet its financial obligations for the period, as per the attached report

STATUTORY ENVIRONMENT

Regulation 17 of the Local Government (General) Regulations 2021

IMPACT FOR COUNCIL

Under Regulation 17 of the Local Government (General) Regulations 2021 the Council must receive the Financial Report.

STRATEGIC ALIGNMENT

This report is aligned to the West Daly Strategic Plan 2025-2028:

FOCUS AREA 1: A Strong Council

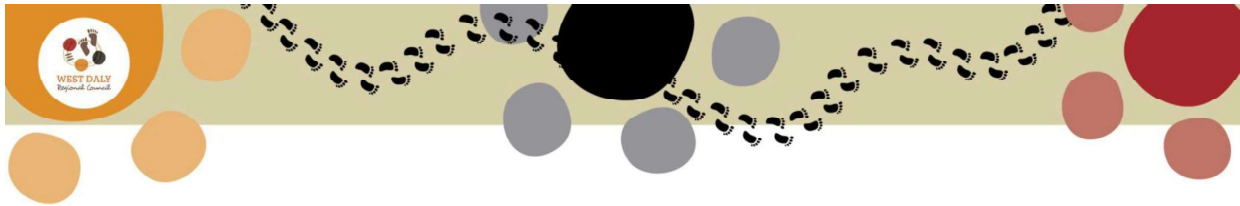
Governance 2. *Continually review and where possible improve delivery of Council services to be proactive, efficient and meet community needs*

RECOMMENDATION

1. That the Council receives and approves the Finance Report dated 31st July 2025.

ATTACHMENTS

1. WDRC CEO Certification July 2025 [5.1.1 - 1 page]
2. WDRC Financial Report OCM July25 [5.1.2 - 11 pages]



West Daly Regional Council

ABN 25 966 579 574

MONTHLY FINANCE REPORT for July 2025

CEO CERTIFICATION

To the elected members,

I, John Thomas, Chief Executive Officer of West Daly Regional Council ('the Council'), certify that to the best of my knowledge, information and belief:

- (i) The internal controls implemented by the Council are appropriate; and
- (ii) The accompanying finance report best reflects the financial affairs of the Council.

Signed

John Thomas
Chief Executive Officer

Dated this Twenty Second day of August 2025

DARWIN

Address: 1/4 Albatross st,
Winnellie NT 0820
Telephone: (08) 7922 6403
Email: info@westdaly.nt.gov.au

WADEYE

Address: Lot 463 Perdjert
Street, Wadeye NT 0822
Postal Address: C/ Wadeye
Post Office, Wadeye NT 0822
Telephone: (08) 8977 8702

NGANMARRIYANGA

Address: Lot 27, Palumpa NT
0822
Postal Address: CMB 30
Palumpa NT 0822
Telephone: (08) 8977 8500

PEPPIMENARTI

Address: Lot 16,
Peppimenarti, NT 0822
Postal Address: PMB 56
Peppimenarti NT 0822
Telephone: (08) 8977 8600

www.westdaly.nt.gov.au



FINANCIAL MANAGEMENT REPORT

For the period ended 31st July 2025

Income and Expense Statement – Actual v Budget

Profit and Loss-Operational	YTD Actuals \$	YTD Budget \$	YTD Variance \$	Annual Budget \$	Note Reference
OPERATING INCOME					
Rates	168,881	165,273	3,608	1,983,275	
Charges	105,711	103,453	2,258	1,241,430	
Waste dump fees Fees	689	60,879	(60,189)	730,544	
Operating Grants and Subsidies	755,404	603,470	151,934	7,241,634	
Interest / Investment Income	5,856	24,583	(18,727)	295,000	
Commercial and Other Income	232,658	57,679	174,979	692,150	
TOTAL OPERATING INCOME	1,269,199	1,015,336	253,863	12,184,032	(1)
OPERATING EXPENDITURE					
Employee Expenses	422,550	591,203	168,653	7,094,433	
Operational / Capital & Other Expenses	115,517.88	202,343	86,825	2,428,115	
Elected Member Allowances	2,365	23,683	21,319	284,200	
Elected Member Expenses	(329)	3,200	3,529	38,400	
Council Committee & LA Allowances	1,500	1,333	(167)	16,000	
Council Committee & LA Expenses	9,485.92	667	(8,819)	8,000	
Interest Expense	-	25,833	25,833	310,000	
Repair and Maintenance	23,028	34,458	11,430	413,500	
Materials and Contracts	95,386	15,000	(80,386)	180,000	
TOTAL OPERATING EXPENDITURE	669,503	897,721	228,217	10,772,648	(2)
OPERATING SURPLUS / DEFICIT	599,696	117,615	482,081	1,411,384	(3)
Depreciation, Amortisation and Impairment	70,606	112,500	41,894	1,350,000	
SURPLUS / (DEFICIT) INCLUDING DEPRECIATION	529,090	5,115	523,975	61,384	

Profit and Loss by Location

	Nganmarriyanga				Peppimenarti				Wadeye			
	YTD Actuals \$	YTD Budget \$	YTD Variance	Annual Budget \$	YTD Actuals \$	YTD Budget \$	YTD Variance	Annual Budget \$	YTD Actuals \$	YTD Budget \$	YTD Variance	Annual Budget \$
OPERATING INCOME												
Rates	13,511	13,222	289	158,662	13,510	13,222	288	158,664	141,860	138,829	3,031	1,665,951
Charges	10,622	10,247	375	122,959	10,470	10,395	75	124,741	84,619	82,811	1,808	993,731
Fees and Charges	169	14,892	(14,723)	178,704	170	15,016	(14,846)	180,192	351	30,971	(30,620)	371,648
Operating Grants and Subsidies	83,644	66,821	16,823	801,847	80,431	64,254	16,177	771,043	591,329	472,395	118,934	5,668,744
Interest / Investment Income	-	-	0	-	-	-	0	-	-	-	0	-
Commercial and Other Income	15,614	3,871	11,743	46,450	6,958	1,725	5,233	20,700	210,087	52,083	158,003	625,000
TOTAL OPERATING INCOME	123,559	109,052	14,507	1,304,020	111,539	104,612	6,928	1,265,195	1,028,245	777,089	251,156	9,263,434
OPERATING EXPENDITURE												
Employee Expenses	42,255	47,981	5,726	575,774	47,191	82,055	34,864	984,659	159,055	299,268	140,213	3,591,220
Operational & Other Expenses	9,241	16,486	7,245	197,837	10,282	17,563	7,282	210,761	78,979	152,294	73,315	1,827,527
Elected Member Allowances	47	1,842	1,794	22,100	432	1,842	1,410	22,100	1,454	20,000	18,546	240,000
Elected Member Expenses	(63)	300	363	3,600	(181)	300	481	3,600	(85)	2,600	2,685	31,200
Council Committee & LA Allowances	120	333	213	4,000	1,379	333	(1,046)	4,000	-	667	667	8,000
Council Committee & LA Expenses	-	-	0	-	1,617	-	(1,617)	-	-	-	0	-
Interest Expenses	-	667	667	8,000	-	667	667	8,000	-	22,500	22,500	270,000
Repair and Maintenance	2,763	6,833	4,070	82,000	5,881	9,958	4,077	119,500	14,359	17,000	2,641	204,000
Materials and Contracts	25,754	3,333	(22,421)	40,000	15,236	3,333	(11,902)	40,000	54,798	6,667	(48,131)	80,000
Depreciation	8,473	13,500	5,027	162,000	8,473	13,500	5,027	162,000	24,712	39,375	14,663	472,500
TOTAL OPERATING EXPENDITURE	88,591	91,276	(2,684)	1,095,311	90,309	129,552	(39,242)	1,554,620	333,272	560,371	212,436	6,724,447
OPERATING SURPLUS / DEFICIT	34,967	17,776	17,191	208,709	21,230	(24,940)	46,170	(127,425)	694,974	216,719	478,255	3,019,487

Profit and Loss by Location

	Darwin / Regional		Darwin / Regional	
	YTD Actuals \$	YTD Budget \$	YTD Variance	Annual Budget \$
OPERATING INCOME				
Rates	0	-	0	0
Charges	0	-	0	0
Fees and Charges	0	-	0	0
Operating Grants and Subsidies	0	-	0	0
Interest / Investment Income	5,856	24,583	(18,727)	295,000
Commercial and Other Income	0	-	0	0
TOTAL OPERATING INCOME	5,856	24,583	(18,727)	295,000
OPERATING EXPENDITURE				
Employee Expenses	174,049	161,898	(12,150)	1,942,781
Operational & Other Expenses	17,016	15,999	(1,017)	191,990
Elected Member Allowances	431	-	(431)	0
Elected Member Expenses	- 0	-	0	-
Council Committee & LA Allowances	1	-	(1)	-
Council Committee & LA Expenses	7,869	667	(7,202)	8,000
Interest Expenses	-	2,000	2,000	24,000
Repair and Maintenance	24	667	642	8,000
Materials and Contracts	- 401	1,667	2,068	20,000
Depreciation	28,948	45,000	(16,052)	540,000
TOTAL OPERATING EXPENDITURE	227,937	227,898	39	2,734,771
OPERATING SURPLUS / DEFICIT	(222,081)	(203,314)	(18,767)	(2,439,771)

Total all locations			
YTD Actuals \$	YTD Budget \$	YTD Variance	Annual Budget \$
168,881	165,273	3,608	1,983,275
105,711	103,453	2,258	1,241,430
689	60,879	(60,189)	730,544
755,404	603,470	151,934	7,241,634
5,856	24,583	(18,727)	295,000
232,658	57,679	174,979	692,150
1,269,199	1,015,336	253,863	12,184,033
422,550	591,203	168,653	7,094,433
115,518	202,343	86,825	2,428,115
2,365	23,683	21,319	284,200
- 329	3,200	3,529	38,400
1,500	1,333	(167)	16,000
9,486	667	(8,819)	8,000
-	25,833	25,833	310,000
23,028	34,458	11,430	413,500
95,386	15,000	(80,386)	180,000
70,606	112,500	41,894	1,350,000
740,109	1,010,221	270,111	12,122,648
529,090	5,115	523,975	61,385

Monthly Balance Sheet Report

BALANCE SHEET	YTD Actuals \$
ASSETS	
Cash at Bank	3,660,629
Tied Funds	1,607,393
Untied Funds	958,623
Accounts Receivable	4,393,429
Trade Debtors	138,075
Rates & Charges Debtors	4,255,355
Other Current Assets	510,186
TOTAL CURRENT ASSETS	8,564,244
Right-of-Use Assets	6,100,299
Property, Plant and Equipment	15,060,091
TOTAL NON-CURRENT ASSETS	21,160,390
TOTAL ASSETS	29,724,634

BALANCE SHEET	YTD Actuals \$
LIABILITIES	
Accounts Payable	1,248,337
Current Provisions	3,589,447
Other Current Liabilities	952,415
TOTAL CURRENT LIABILITIES	5,790,199
Non-Current Provisions	5,301,710
Other Non-Current Liabilities	
TOTAL NON-CURRENT LIABILITIES	5,301,710
TOTAL LIABILITIES	11,091,909
NET ASSETS	18,632,725
EQUITY	
Asset Revaluation Reserve	3,280,995
Accumulated Surplus	9,231,664
Retained Earnings	6,120,066
TOTAL EQUITY	18,632,725

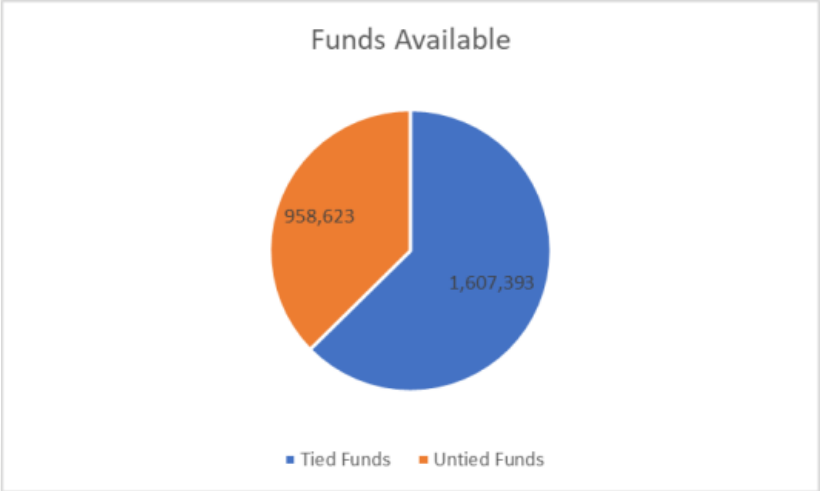
Monthly Balance Sheet Report

Details of Cash and Investments Held

Cash and Investments Held	
11110 - Bank Operational	660,637
11210 - Petty Cash	500
12110 - Term Deposit	2,999,992
TOTAL CASH	3,661,129

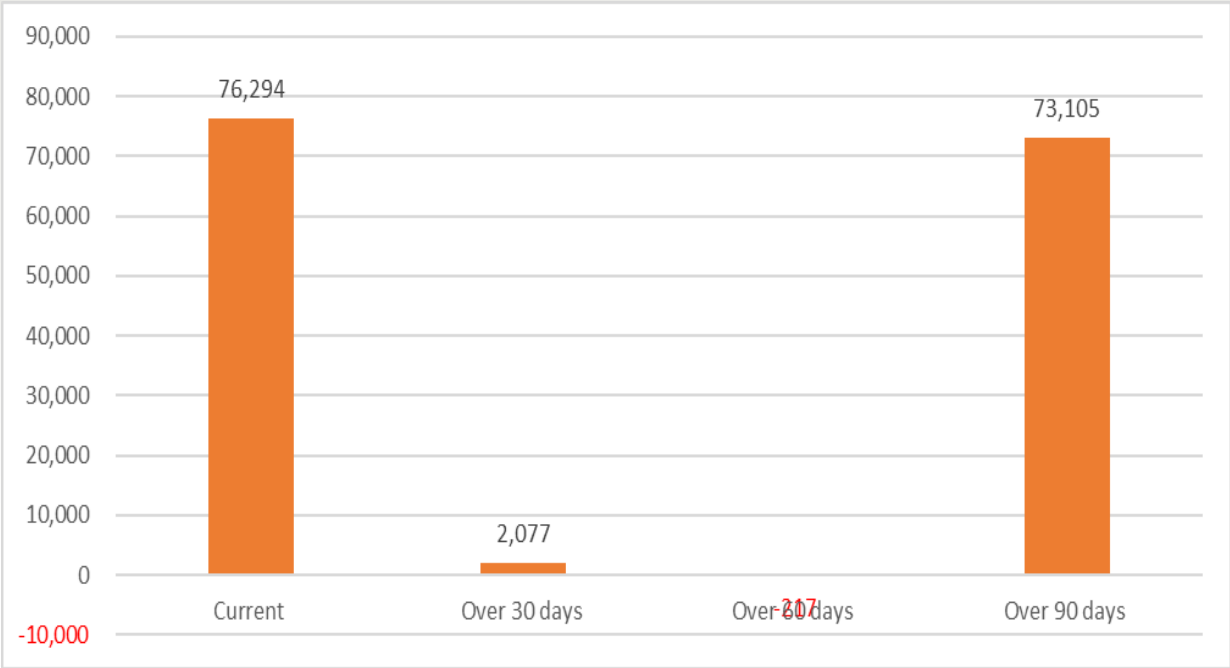
Cash and Investments Held	
Tied Funds	1,607,393
Untied Funds	2,053,735

Product	Available Balance	Interest Rate	Maturity
Fixed Term Deposit	500,000	4.19%	18-Jul-25
Fixed Term Deposit	500,000	4.19%	16-Oct-25
Fixed Term Deposit	1,500,000	3.98%	29-Dec-25
Fixed Term Deposit	500,000	4.05%	23-Dec-25
Total	\$3,000,000		



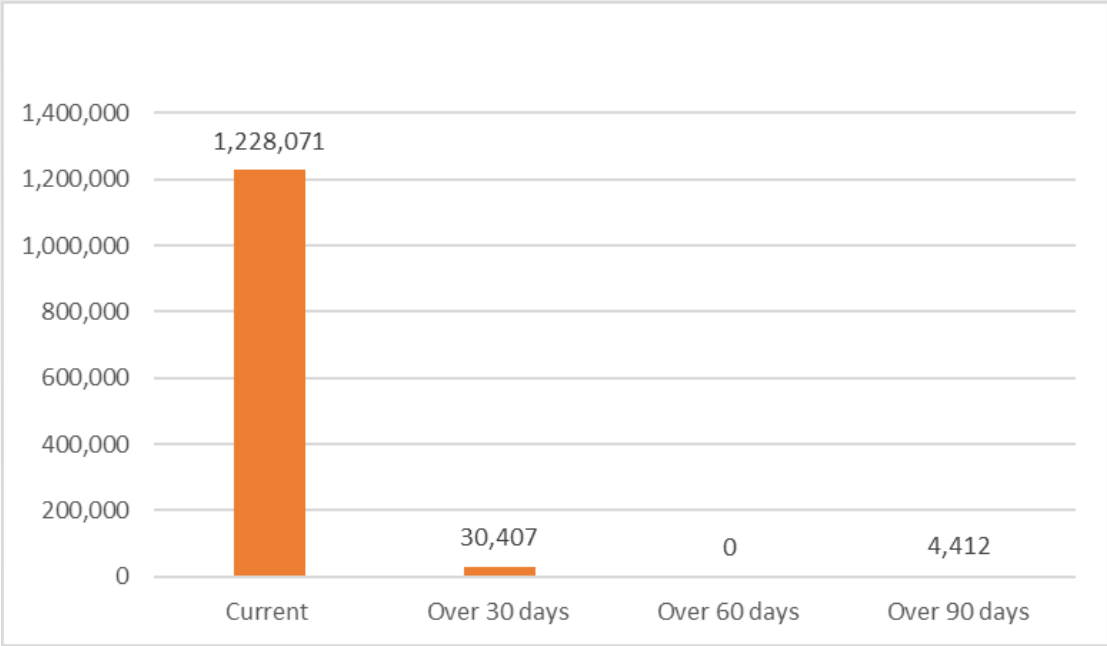
Monthly Balance Sheet Report
Statement on Debts Owed to Council (Accounts Receivable Excluding Rates)

Trade Debtors Ageing Analysis	
Current	76,294
Over 30 days	2,077
Over 60 days	-217
Over 90 days	73,105
Total	151,259



Monthly Balance Sheet Report
Statement on Debts Owed by Council (Accounts Payable)

Trade Payables Ageing Analysis	
Current	1,228,071
Over 30 days	30,407
Over 60 days	0
Over 90 days	4,412
Total	1,262,890

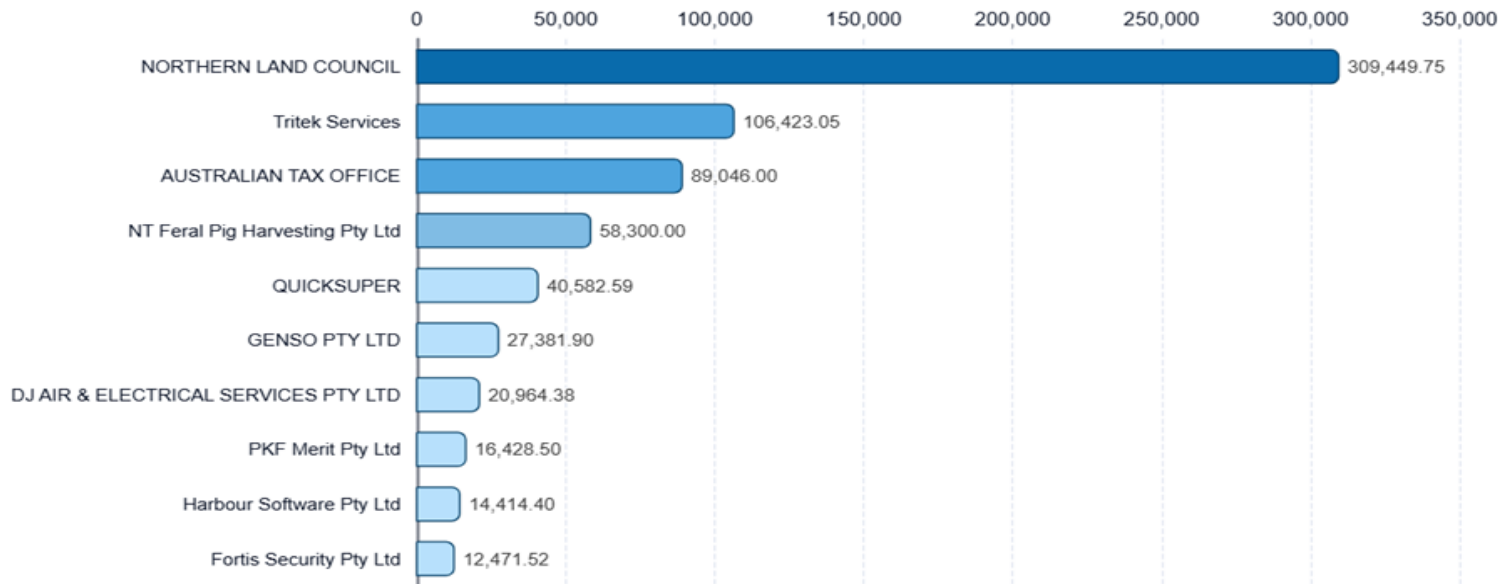


Monthly Balance Sheet Report

Highest 10 Contractor Payments

Top 10 suppliers

Total for the period 1 July 2025 to 31 July 2025



Top 50 suppliers

West Daly Regional Council For the period 1st July 2025 to 31st July 2025

Contact	Payment	Contact	Payment	Contact	Payment	Contact	Payment	Contact	Payment
NORTHERN LAND COUNCIL	309,449.75	MOTOR VEHICLE REGISTRY NT (BPAY)	5,211.95	KWIKLEEN PTY LTD T/A WINDSCRE	1,735.00	TT DARWIN PTY LTD T/A TOTAL TOOL	779.67	MARK NINNAL	200.00
Tritek Services	106,423.05	Caltex Starcard as WEX AUSTRALIA PTY I	5,174.01	DLK Security Pty Ltd T/A DARWIN LC	1,729.50	BOC LIMITED	754.19	KENNETH JAMES	200.00
AUSTRALIAN TAX OFFICE	89,046.00	THE BIG MOWER (NT) PTY LTD	4,736.66	READYCUT (NT) PTY LTD	1,604.22	ASHLEE FULLER	705.65	Basil Parmbuk	200.00
NT Feral Pig Harvesting Pty Ltd	58,300.00	MURIN ASSOCIATION-CIVIL	4,188.11	TTNT PTY LIMITED T/A TYRE TRADE	1,590.90	CSE CROSSCOM	704.00	CYRIL NINNAL	200.00
QUICKSUPER	40,582.59	SLUMBERCORP AUSTRALASIA	4,017.20	TELSTRA LIMITED (BPAY)	1,543.92	MERCURE DARWIN AIRPORT RESOF	646.00	Anne Marie Nudjula	200.00
GENSO PTY LTD	27,381.90	TRADE BUILDING SUPPLIES NT PTY LTI	3,610.59	FLEET PARTNERS PTY LTD (Direct	1,536.82	UNITED VOICE NT BRANCH (LHMU) (612.00	SITEMINDER LTD T/A LITTLE HOTELLIER	197.98
DJ AIR & ELECTRICAL SERVICES PTY LTD	20,964.38	TERRITORY HOUSING RENT	3,437.00	SEEK LIMITED	1,370.60	AIRPOWER (NT) PTY LTD	570.14	GREENSPACE FUTURE PTY LTD T/A GREENI	193.60
PKF Merit Pty Ltd	16,428.50	CJD EQUIPMENT PTY LTD	2,550.33	Dipraj Yadav	1,336.57	EMPLOYEE ASSISTANCE SERVICE N	521.19	SAFE NT DARWIN NT	174.00
Harbour Software Pty Ltd	14,414.40	SBA OFFICE NATIONAL	2,475.11	JACANA ENERGY (BPAY)	1,330.46	JOHN WILSON	513.20	FUJIFILM BUSINESS INNOVATION AUSTRALIA	148.50
Fortis Security Pty Ltd	12,471.52	RateLogic	2,310.00	PACIFIC MANPOWER SOLUTIONS	1,250.88	Novotel Darwin Air OPI Darwin NT	347.65	VTG/ (Previously) NT RECYCLING SOLUTIONS	136.34
I & J (NT) PTY LTD T/A PRIORITY PEST CONTR	11,145.20	MURIN TRAVEL & FREIGHT SERVICES	2,212.00	MARK TUNMUCK-SMITH	1,238.80	PEPPIMENARTI STORE INDIGENOUS	332.43	MURRINHPATHA NIMMIPA STORE	82.53
FORKLIFT SOLUTIONS PTY LTD	10,626.00	EMPLOYMENT HERO PTY LTD	2,156.00	RDO EQUIPMENT	1,131.75	PIVOTEL SATELLITE PTY LTD- BPAY	325.00	Services Australia- Child Support	79.56
CAPTIVATE PTY LTD	10,175.00	METCASH FOOD & GROCERY CONVENI	2,059.24	ASPEN LIVING VILLAGES PTY LTD 1	1,072.00	TRANSMETRO CORPORATION-METR	309.00	BUNNINGS GROUP LIMITED - PALMERSTON	38.61
COUNCILBIZ	9,156.64	CHARLIE BLISS CREATIVE/CHARLIE BLI	1,980.00	Karen Parry	1,028.48	STEVEN PULTCHEN	300.00	BUNNINGS GROUP LIMITED - COCONUT GRK	0.00
THAMARRURR DEVELOPMENT CORPORATIO	6,447.53	AIRPORT LIGHTING SPECIALISTS PTY L	1,820.50	COOLAMON CREATIVE/G FRY & S.J	915.20	NGANMARRIYANGA STORE PTY LTD	280.13	TJM DARWIN	-1,185.00
FULTON HOGAN	6,446.00	AUSFUEL	1,815.00	SALARY PACKAGING AUSTRALIA P	842.14	NTFG PTY LTD T/A Cafe21	229.00		
POWER AND WATER	6,320.11	Paul Turner	1,803.32	TERRY SAMS	812.50	DocsCorp Pty Ltd	209.30	Total	838,410

Member and CEO Council Credit Card Transactions

<i>Where a council credit card has been issued to an Elected Member and/or the CEO, a list per cardholder of all credit card transactions in the month is to be published including the name of the supplier, the amount for each transaction and the reason for the transaction.</i>			
Cardholder Name:		John Thomas	
Transaction Date	Amount	Supplier's Name	Reasons for the Transaction
NOT APPLICABLE			
TOTAL	\$0		

6 CONFIDENTIAL ITEMS

6.1 Confirmation of Confidential Minutes

6.1.1 Confidential Session of the Finance Committee Meeting held on 12 December 2024

***Regulation 51(1)(c)(ii)** - The Report will be dealt with under Section 293(1) of the Local Government Act 2019 and General Regulation 2021 Part (3) Administration - Division 2 Section 51(1)(c)(ii). It contains information that would, if publicly disclosed, be likely to: prejudice the maintenance or administration of the law.*

7 NEXT MEETING

8 MEETING CLOSE