



# **WEST DALY**

## *Regional Council*

### **AGENDA**

### **SPECIAL COUNCIL MEETING**

**Tuesday 23 April 2024**

11:45 am

Held at the West Daly Regional Council Office Wadeye

This meeting is open to the public excluding confidential Council business.

Agenda available online and if any queries please contact Executive Officer on [info@westdaly.nt.gov.au](mailto:info@westdaly.nt.gov.au) or phone: 08 7922 6403

## WEST DALY REGIONAL COUNCIL DISCLAIMER

No responsibility is implied or accepted by the West Daly Regional Council for any act, omission or statement or intimation occurring during Council or committee meetings.

The West Daly Regional Council disclaims any liability for any loss whatsoever and howsoever caused arising out of reliance by any person or legal entity on any such act, omission or statement or intimation occurring during Council or committee meetings.

Any person or legal entity who acts or fails to act in reliance upon any statement, act or omission made in a Council or committee meeting does so at that person's or legal entity's own risk.

In particular and without detracting in any way from the broad disclaimer above, in any discussion regarding any planning application or application for a licence, any statement or intimation of approval made by any member or officer of the West Daly Regional Council during the course of any meeting is not intended to be and is not taken as notice of approval from the West Daly Regional Council.

The West Daly Regional Council advises that anyone who has any application lodged with the West Daly Regional Council shall obtain and should only rely on **WRITTEN CONFIRMATION** of the outcome of the application, and any conditions attaching to the decision made by the West Daly Regional Council in respect of the application.

**WEST DALY REGIONAL COUNCIL – “Working Together to Make a Difference”**



## TABLE OF CONTENTS

---

1 ACKNOWLEDGEMENT OF TRADITIONAL OWNERS .....	4
2 PRESENT APOLOGY AND LEAVE OF ABSENCE .....	4
3 DISCLOSURE OF INTEREST - COUNCILLORS AND STAFF .....	5
4 REPORTS FOR INFORMATION .....	6
4.1 Swearing in of Elected Member .....	6
4.2 Financial Report for the period ended 31 March 2024 .....	10
5 MEETING CLOSE .....	33

## **1 ACKNOWLEDGEMENT OF TRADITIONAL OWNERS**

West Daly Regional Council acknowledges the Traditional Owners and custodians of the lands on which we live and work, paying our respect to Elders past, present and in the future.

## **2 PRESENT APOLOGY AND LEAVE OF ABSENCE**

### **ELECTED MEMBERS**

- Mayor Ralph Narburup – Thamarrurr/Pindi Pindi Ward
- Deputy Mayor Wilfred Harris - Thamarrurr/Pindi Pindi Ward
- Councillor Peter Cumaiyi - Thamarrurr/Pindi Pindi Ward
- Councillor Terry Sams – Nganmarriyanga Ward
- Council Mark Tunmuck-Smith - Thamarrurr/Pindi Pindi Ward
- Councillor John Wilson – Tyemirri Ward

### **OFFICERS**

- Mr Mark Blackburn – Chief Executive Officer
- Mr Lemaki Curulala – A/Chief Operating Officer
- Mr David Glover – Executive Director, Corporate Services
- Mrs Dorothea Janczewska – People & Culture Manager
- Mr Tinos Rushwaya – Senior Accountant
- Mrs Michelle Griffin – Executive Officer
- Mr Renjith Kollakkombil – Governance Officer

### **3 DISCLOSURE OF INTEREST - COUNCILLORS AND STAFF**

Are there any members present who wish to declare a conflict or interest or raise any concerns regarding potential conflict that have arisen or may arise in the agenda at this meeting?

## 4 REPORTS FOR INFORMATION

### REPORT FOR INFORMATION

ITEM NUMBER 4.1

REPORT TITLE Swearing in of Elected Member

PREPARED BY Renjith Kollakkombil (Governance Officer)



---

#### Purpose

The report concerns the swearing-in ceremony for Peter Cumaiyi, the newly elected member of the West Daly Regional Council, and provides details regarding the process.

#### Background

A vacancy arose for the elected member position representing the Thamarrurr Pindi Pindi Ward on the West Daly Council due to the resignation of Cr Jake Clarke on January 25, 2024. On April 5, 2024, the Northern Territory Electoral Commissioner officially announced Peter Cumaiyi as the duly elected replacement for this vacant position. (Attached document provided for reference).

The Council shall conduct an official swearing in ceremony following the local government by-election to enable the newly elected member to make a declaration (Attached OATH OF OFFICE).

1. During the ceremony, the Acting Chief Executive Officer (A/CEO) shall call the Elected Member, to read the following declaration:

***“I, Peter Cumaiyi, having been elected as a Councillor of the West Daly Regional Council declare that I will honestly, faithfully and impartially fulfil the duties of the office.***

***In accordance with Northern Territory of Australia Local Government Act 2019, Section 44, as a member of Council, I will:***

- ***Represent the interests of all residents and ratepayers of the Council area;***
- ***Provide leadership and guidance;***
- ***Facilitate communication between the members of the Council’s constituency and the Council;***
- ***Be properly informed to enable participation in the deliberations of the Council and its community activities;***
- ***Ensure, as far as practicable, that the Council acts honestly, efficiently, and appropriately in carrying out its statutory responsibilities;***
- ***Ensure that the Council resources are used prudently and solely in the public interest; and***
- ***Actively monitor the financial affairs of the Council.***

***I declare that I have read and will comply with the Northern Territory of Australia Local Government Act 2019 and the code of conduct by the Council members.***

***Declared on this day, Tuesday 23 April 2022, at West Daly Regional Council, Wadeye Council office.”***

2. After making the declaration:

1. The Elected Member will sign the declaration certificate, which will then be countersigned by the A/CEO.
2. The signed certificate will be handed over to the Executive Officer to the A/CEO and Mayor who will make a copy of it for Council's records.
3. All certificates will be displayed in Council Chambers.

3. A Photo session will occur after the special Council meeting which will include:

- Photographs of the Elected Member as they make their declaration and sign their certificate; and
- Group photograph of the Council, including photographs of Elected Members and the CEO.

## Statutory Environment

Part 4.2 of the *Local Government Act 2019* – Council members.  
*Local Government (Electoral) Regulations 2021*.

## Impact for Council

Compliance with *Local Government Act 2019*.

## Strategic Alignment

This report is aligned to the West Daly Regional Plan 2023-2024:

<b>Focus 1: A strong Council.</b>	
<i>1.5 Local Decisions</i>	
<b>Journey 1.5.1</b>	Participate in Local Decision-Making agreements
<b>Focus 2: Strong, safe, and healthy people</b>	
<i>2.1 Strong leadership</i>	
<b>Journey 2.1.3</b>	Undertake Elected Member governance training (target of 6 Elected Members)

## Recommendation

1. That the elected member Peter Cumaiyi cites his declaration and signs the Swearing in Certificate.

## Attachments

1. 2024-04-08 - Declarations of nominations and result - NTEC - Peter Cumaiyi [4.1.1 - 1 page]
2. Oath of Office - Peter Cumaiyi - Elected Member - 2024-04-23 [4.1.2 - 1 page]



Mark Blackburn  
Chief Executive Officer  
West Daly Regional Council  
GPO Box 36294  
Winnellie NT 0821

Via email: [Mark.blackburn@westdaly.nt.gov.au](mailto:Mark.blackburn@westdaly.nt.gov.au)

**WEST DALY REGIONAL COUNCIL SUPPLEMENTARY BY-ELECTION: THAMARRURR  
PINDI PINDI WARD RESULT**

Dear Mark

In accordance with Local Government (Electoral) Regulation 71(b), I hereby notify you of the result of the supplementary by-election that was held with an election date set for Thursday 18 April 2024.

Nominations to stand as a candidate for this election were invited on Monday 25 March 2024 and at close of nominations 12 noon, today, Friday 5 April 2024 the following nomination had been received:

Peter CUMAIYI

As there is one vacancy and one accepted nomination I therefore, under Regulation 71 of the *Local Government (Electoral) Regulations 2021*, declare Peter CUMAIYI duly elected to the position of ordinary council member for the West Daly Regional Council Thamarrurr Pindi Pindi Ward.

If you have any further queries, please contact Greg Hibble on telephone 8999 7623.

Yours sincerely

Iain Loganathan  
Electoral Commissioner  
5 April 2024

# OATH OF OFFICE

*I, **Peter Cumaiyi**, having been elected as a Councillor of the West Daly Regional Council declare that I will honestly, faithfully, and impartially fulfil the duties of the office.*

*In accordance with Northern Territory of Australia Local Government Act 2019, Section 44, as a member of the Council, I will:*

- *Represent the interests of all residents and ratepayers of the Council area*
- *Provide leadership and guidance;*
- *Facilitate communication between the members of the Council's constituency and the Council;*
- *Be properly informed to enable participation in the deliberations of the Council and its community activities;*
- *Ensure, as far as practicable, that the Council acts honestly, efficiently and appropriately in carrying out its statutory responsibilities;*
- *Ensure that the Council resources are used prudently and solely in the public interest; and*
- *Actively monitor the financial affairs of the Council.*

*I declare that I have read and will comply with the Northern Territory of Australia Local Government Act 2019 and the code of conduct by the Council members.*

*Declared on this day, Tuesday 23 April 2024 at West Daly Regional Council, Wadeye Council Office.*

---

PETER CUMAIYI  
COUNCILLOR

---

MARK BLACKBURN  
A/CHIEF EXECUTIVE OFFICER



## REPORT FOR INFORMATION

ITEM NUMBER 4.2

REPORT TITLE Financial Report for the period ended 31 March 2024

PREPARED BY

David Glover (Executive Director of Corporate Services), Tinos Rushwaya (Senior Accountant)



---

### PURPOSE

To provide the Council the Financial Management Reports for the period ended 31 March 2024.

### BACKGROUND

The *Local Government (General) Regulations 2021*, Division 7, require that Council receive a report setting out:

(1)

- a. *the actual income and expenditure of the council for the period from the commencement of the financial year up to the end of the previous month; and*
- b. *the most recently adopted annual budget; and*
- c. *details of any material variances between the most recent actual income and expenditure of the council and the most recently adopted annual budget.*

(2)

- (a) *details of all cash and investments held by the Council (including money held in trust); and*
- (b) *the closing cash at bank balance split between tied and untied funds; and*
- (c) *a statement on trade debtors and a general indication of the age of the debts owed to the Council; and*
- (d) *a statement on trade creditors and a general indication of the age of the debts owed by the Council; and*
- (e) *a statement in relation to Council's payment and reporting obligations for GST, fringe benefits tax, PAYG withholding tax, superannuation and insurance; and*
- (f) *other information required by the Council.*

(5)

- (a) *a certification, in writing, by the (A) CEO to the Council that, to the best of the (A) CEO's knowledge, information, and belief:*
  - (i) *the internal controls implemented by the Council are appropriate;*
  - (ii) *the Council's financial report best reflects the financial affairs of the Council.*

### COMMENT

#### Tax, Superannuation, and Insurance

Goods and Services Tax – Amounts are reported and remitted monthly;  
PAYG Income Tax Withheld – Amounts are reported and remitted fortnightly as part of Single Touch Payroll (STP) arrangements; and  
Fringe Benefits Tax – Instalment amounts are paid quarterly with an FBT return for the 12-month period ended 31 March required to be lodged each year.  
The last Business Activity Statement was lodged on 18<sup>th</sup> March 2024 for the month ended 29 February 2024, and the GST refund was \$84K.

As at the date of this report all reporting and payment obligations had been met up to 31 March 2024.

Project or Grant Name	Total Budget for Project	Cash Received to 31 March 2024	Expenditure \$	Balance of Cash as at 31 March 2024
AG - Local Roads and Community Infrastructure - Phase 1&2	121,290	121,290	20,000	101,290
AG - Local Roads and Community Infrastructure - Phase 3	804,014	402,007	257,997	144,010
AG - Local Roads and Community Infrastructure - Phase 4	633,893	0	9,870	(9,870)
AG - Peppimenarti Softball Pitch and Football Oval	126,600	126,600	31,194	95,406
AG - Roads to Recovery	1,635,035	338,507	9,700	328,807
NIAA - ABA - Manthape Walkway Bridge	823,592	823,592	787,276	36,316
NIAA - ABA - Solar Power Upgrade	0	(169,045)	0	(169,045)
NIAA - Peppimenarti Library Infrastructure Upgrade	0	(45,339)	(508)	(44,832)
NLC - Diminin Cemetery Upgrade Project	82,162	82,162	131,320	(49,158)
NLC - Fossil Head Solar Power Upgrade	5,390	5,390	0	5,390
NLC - Solar panel upgrade Papangala O/S	1,250	1,250	0	1,250
NTG - AG - Ablution Blocks for Nganmarriyanga, Peppimenarti and Wadeye	34,811	34,811	7,560	27,251
NTG - CMC - DRFA Road Damage Flood Event Feb/Mar 2021	471,597	(388,312)	465,413	(853,724)
NTG - CMC - FAA Roads	1,193,411	1,193,411	895,058	298,353
NTG - CMC - Immediate Priority Grant Tipper Truck	14,868	14,868	8,255	6,613
NTG - CMC - Infrastructure Funding - Nganmarriyanga's Civil Shed - PIF2100008	116,313	8,957	0	8,957
NTG - CMC - IPG 2022-23 - Removal of Abandoned Vehicles in Wadeye	112,500	112,500	20,091	92,409
NTG - CMC - IPG 2022-23 - Tipper Truck and Backhoe Replacement, Palumpa and Peppimenarti	389,550	389,550	378,303	11,247

NTG - CMC - Local Authority	931,400	1,100,897	165,365	935,532
NTG - CMC - Removal of Abandoned Vehicles in Wadeye	88,500	88,500	38,859	49,641
NTG - CMC - Wadeye Swimming Pool Installation	4,500,000	4,233,514	4,340,508	(106,994)
NTG - CMC - Waste and Resource Management (WaRM)	119,300	183,167	66,999	116,167
NTG - DTFHC - Capital Grant - Fossil Head Shelter Upgrades	126,144	126,144	81,544	44,600
NTG - DTFHC - Emergency Infrastructure – Kudantiga	5,756	5,756	0	5,756
NTG - DTFHC - Homelands Homelands Emergency Grant - Supply and install Machinery shed at Uminyuluk	86,450	86,450	11,276	75,174
NTG - DTFHC - Homelands Capital - Housing works at Fossil Head	105,014	105,014	42,624	62,390
NTG - DTFHC - Homelands Capital - Road works at Fossil Head	1,383,660	1,383,660	593,357	790,303
NTG - DTFHC - Homelands Capital Grant - New Water Tank	21,340	21,400	0	21,400
NTG - DTFHC - Homelands Emergency Grant - Redcliff outstation shade structure and tank stand upgrades	150,462	150,462	96,380	54,082
NTG - DTFHC - Homelands Emergency Grant - Supply and install Machinery shed and playground shade shelter at Merrepen	150,800	150,800	19,667	131,133
NTG - DTFHC - Homelands Emergency Grant - Supply and install Machinery shed, shade table seating and fencing around Cemetery at Wudapuli -	165,519	165,519	92,298	73,221
NTG - DTFHC - SPG MES Water Dosing Station	20,192	20,192	0	20,192
NTG - DTFHC - Waste Management Facilities in Wadeye and Peppimenarti	0	(5,156)	23,530	(28,687)
NTG - DTFHC - Homelands Emergency Grant - Supply and install fencing around water tanks at Kudantiga outstation	52,473	52,473	52,473	0
NTG - DTFHC - Homelands Emergency Grant - Supply and Install Shade table including concrete slab at Nama outstation	15,660	15,660	15,660	0

NTG - DTFHC - Homelands Emergency Grant - Supply and install large shade structure at Kuy outstation	61,630	61,630	61,630	0
NTG - DTFHC - Homelands Emergency Grant - Supply and install large shade structure and concrete floor in existing shed at Old Mission outstation	79,350	79,350	79,350	0
NTG - DTFHC - Homelands Emergency Grant - Fencing of solar skid and generator at Papangala	46,889	46,889	46,889	0
NTG - CMC - Solar Street lights in Peppimenarti	16,010	16,010	16,010	0
NTG - CMC - Solar Street lights in Palumpa	19,200	19,200	19,200	0
NTG - DTFHC - Battery bank replacement at Merrepen	281,256	281,256	281,256	0
Community Annual Clean Up	7,578	7,578	7,578	0
NTG - CMC - Operational Subsidy - NTOP2300013	1,822,000	1,822,000	1,822,000	0
NTG - CMC - Indigenous Development Jobs Funding - IJDF2300010	590,000	295,000	295,000	0
NTG - GC - General Purpose	679,828	679,828	679,828	0
<b>TOTAL CORE SERVICES-TIED</b>	<b>18,092,687</b>	<b>14,245,392</b>	<b>11,297,403</b>	<b>2,274,580</b>
Covid-19 Homelands Stimulus Wadeye	33,535	33,535	0	33,535
NTG - DoH - Safe Talk workshop	5,560	5,560	0	5,560
NTG - CMC -Safer Territory Places Wadeye - ASB00005	14,903	14,903	0	14,903
NTG - DTFHC - Homelands Jobs	0	(115,603)	0	(115,603)
NTG - DTFHC - Housing Maintenance and Essential Services	1,645,157	1,163,954	769,976	393,978
NTG- DIPL - Wadeye Township Bus Service Pilot Project	210,372	210,372	61,132	149,240
NIAA - NAIDOC Event	15,000	19,159	3,383	15,777
NLC - Stimulus Package Homelands	0	(12,034)	0	(12,034)
NTG - DTFHC - Library Fund	73,147	73,147	30,708	42,439

NTG - CMC - Community Place for People 2022-2023 Wadey Playground	370,400	370,400	0	370,400
NIAA - Community Night Patrol	1,312,976	764,362	537,399	226,963
National Australia Day Council	22,000	19,000	6,183	12,817
International Women's Day	0	2,000	283	1,717
Manthathpe Cemeteries	0	50,000	0	50,000
Purchase of a Motor Grader - IPGrant	0	250,000	0	250,000
<b>TOTAL COMMUNITY SERVICES</b>	<b>3,703,050</b>	<b>2,848,755</b>	<b>1,409,063</b>	<b>1,439,692</b>
<b>TOTAL as of 31 March 2024</b>	<b>21,795,737</b>	<b>17,094,147</b>	<b>12,706,466</b>	<b>3,714,272</b>

Insurance - Council has in place insurance arrangements for the 2023-24 financial year. The period of cover is 1 July 2023 to 30 June 2024.

Due to the commercial in confidence nature of the Council's insurance policies, the specifics of the policies can be made available for review upon request.

#### Council Grants and Projects – Tied Funding

Council has continued to meet its financial obligations for the period, as per the attached report.

### **STATUTORY ENVIRONMENT**

Regulation 17 of the *Local Government (General) Regulations 2021*.

### **IMPACT FOR COUNCIL**

Under Regulation 17 of the *Local Government (General) Regulations 2021* Council must receive the Financial Report.

### **STRATEGIC ALIGNMENT**

This report is aligned to the West Daly Regional Council Plan 2023-24:


<b>Focus 1 - Strengthen our Organisation</b>	
1.2 Governance	
<b>Journey 1.2.3</b>	Continue to strengthen the governance framework and encourage active contribution at all meetings

#### **Recommendation**

- 1. That the Council receives and notes the report entitled 'Financial Report for the period ended 31 March 2024'.**

**Attachments**

1. CEO Certification - Monthly finance Report for March 2024 [**4.2.1** - 1 page]
2. WDRC Financial Report OCM March 2024 [**4.2.2** - 16 pages]



## West Daly Regional Council

ABN 25 966 579 574

---

### MONTHLY FINANCE REPORT for March 2024

#### CEO CERTIFICATION

To the Councillors

1, Mark Blackburn, Acting Chief Executive Officer of West Daly Regional Council ('the Council'), certify that to the best of my knowledge, information and belief:

- (i) The internal controls implemented by the Council are appropriate; and
- (ii) The accompanying finance report best reflects the financial affairs of the Council.

Signed

Mark Blackburn  
Acting Chief Executive Officer

Dated this Eighteenth day of April 2024

---

**DARWIN**  
**Address:** 1/4 Albatross st,  
Winnellie NT 0820  
**Telephone:** (08) 7922 6403  
**Email:** info@westdaly.nt.gov.au

**WADEYE**  
**Address:** Lot 463 Perdijert  
Street, Wadeye NT 0822  
**Postal Address:** C/ Wadeye  
Post Office, Wadeye NT 0822  
**Telephone:** (08) 8977 8702

**NGANMARRIYANGA**  
**Address:** Lot 27, Palumpa NT  
0822  
**Postal Address:** CMB 30  
Palumpa NT 0822  
**Telephone:** (08) 8977 8500

**PEPPIMENARTI**  
**Address:** Lot 16,  
Peppimenarti, NT 0822  
**Postal Address:** PMB 56  
Peppimenarti NT 0822  
**Telephone:** (08) 8977 8600

[www.westdaly.nt.gov.au](http://www.westdaly.nt.gov.au)

West Daly Regional Council  
Attachment 4.1.2

-23-










Meeting of Council  
23 April 2024



# FINANCIAL MANAGEMENT REPORT

For the period ended 31 March 2024

## Snapshot - Financial Report

<b>Revenue</b> <b>\$16.656m</b> 	<b>Current Ratio</b> <b>1.33</b> 	<b>Cash at Bank</b> <b>\$5.143m</b> 
<b>Expenditure</b> <b>\$10.855m</b> <small>(excluding depreciation)</small> 	<b>Unspent Tied Funds</b> <b>\$3.714m</b> 	<b>Net Current Assets</b> <b>\$1.535m</b> 
<b>Operating Result</b> <b>\$5.801m</b> <small>(excluding depreciation)</small> 	<b>Local Authority</b> <b>\$0.935 M</b> 	<b>Capital Expenditure</b> <b>\$6.2m</b> 

WDRC Financial Management Report March 2024

## Income and Expense Statement - Actual v Budget

	YTD Actuals \$	YTD Budget \$	YTD Variance \$	Annual Budget \$	Note Reference
<b>OPERATING INCOME</b>					
Rates	1,239,196	1,239,196	0	1,652,261	
Charges	869,517	847,809	21,709	1,130,412	
Fees and Charges	69,948	97,125	(27,177)	129,500	
Operating Grants and Subsidies	12,901,639	7,665,919	5,235,719	10,221,226	
Interest / Investment Income	298,807	287,263	11,543	383,018	
Commercial and Other Income	1,277,607	1,499,288	(221,681)	1,999,050	
<b>TOTAL OPERATING INCOME</b>	<b>16,656,713</b>	<b>11,636,600</b>	<b>5,020,113</b>	<b>15,515,466</b>	(1)
<b>OPERATING EXPENDITURE</b>					
Employee Expenses	4,852,138	4,743,487	(108,651)	6,324,649	
Operational & Other Expenses	2,564,412	2,301,119	(263,293)	3,068,159	
Elected Member Allowances	190,197	189,000	(1,197)	252,000	
Elected Member Expenses	49,342	66,225	16,883	88,300	
Council Committee & LA Allowances	8,400	19,177	10,777	25,570	
Council Committee & LA Expenses	19,384	58,763	39,379	78,350	
Interest Expenses	355,648	396,980	41,332	529,307	
Repair and Maintenance	1,085,749	982,334	(103,415)	1,309,779	
Materials and Contracts	1,729,729	1,615,567	(114,162)	2,154,089	
<b>TOTAL OPERATING EXPENDITURE</b>	<b>10,855,000</b>	<b>10,372,651</b>	<b>(482,349)</b>	<b>13,830,202</b>	(2)
<b>OPERATING SURPLUS / DEFICIT</b>	<b>5,801,713</b>	<b>1,263,948</b>	<b>4,537,764</b>	<b>1,685,264</b>	(3)
Depreciation, Amortisation and Impairment	1,247,642	1,268,282	20,640	1,691,043	
<b>SURPLUS / (DEFICIT) INCLUDING DEPRECIATION</b>	<b>4,554,071</b>	<b>(4,334)</b>	<b>4,558,405</b>	<b>(5,779)</b>	

WDRC Financial Management Report March 2024

## Financial Report for each Local Authority Area

	LA1 Nganmarriyanga 300			LA2 Peppimenarti 400			LA3 Wadeye 700		
	YTD Actuals	YTD Budget	YTD Variance	YTD Actuals	YTD Budget	YTD Variance	YTD Actuals	YTD Budget	YTD Variance
	\$	\$	\$	\$	\$	\$	\$	\$	\$
<b>OPERATING INCOME</b>									
Rates	86,652	86,652	0	103,525	103,524	1	1,049,019	1,049,019	(1)
Charges	76,456	74,970	1,486	90,802	89,038	1,764	702,260	683,801	18,459
Fees and Charges	6,011	9,705	(3,693)	4,258	6,945	(2,687)	59,679	80,477	(20,798)
Operating Grants and Subsidies	537,745	415,353	122,391	994,174	776,704	217,470	8,144,311	6,473,862	1,670,449
Interest / Investment Income	0	0	0	0	0	0	298,807	287,263	11,543
Commercial and Other Income	245,367	295,897	(50,530)	139,116	163,476	(24,360)	850,920	980,933	(130,012)
<b>TOTAL OPERATING INCOME</b>	<b>952,231</b>	<b>882,577</b>	<b>69,654</b>	<b>1,331,874</b>	<b>1,139,687</b>	<b>192,187</b>	<b>11,104,994</b>	<b>9,555,355</b>	<b>1,549,639</b>
<b>OPERATING EXPENDITURE</b>									
Employee Expenses	317,148	288,144	(29,004)	523,676	509,633	(14,043)	2,501,766	2,472,482	(29,284)
Operational & Other Expenses	153,820	136,524	(17,297)	166,708	151,484	(15,224)	1,886,712	1,674,797	(211,916)
Elected Member Allowances	16,917	16,513	(405)	20,874	21,281	407	145,250	151,206	5,956
Elected Member Expenses	1,797	1,304	(493)	13,329	17,072	3,743	33,801	47,848	14,047
Council Committee & LA Allowances	2,250	6,077	3,827	2,450	6,617	4,167	3,700	6,482	2,782
Council Committee & LA Expenses	285	4,824	4,538	4,292	5,128	836	14,807	48,812	34,005
Interest Expenses	0	0	0	0	0	0	355,648	396,980	41,333
Repair and Maintenance	111,073	109,355	(1,718)	200,400	188,548	(11,852)	771,039	681,195	(89,844)
Materials and Contracts	483,090	482,472	(618)	213,672	197,134	(16,538)	746,790	669,776	(77,014)
<b>TOTAL OPERATING EXPENDITURE</b>	<b>1,138,478</b>	<b>1,045,212</b>	<b>(93,266)</b>	<b>1,183,805</b>	<b>1,096,898</b>	<b>(86,907)</b>	<b>6,369,014</b>	<b>6,149,579</b>	<b>(219,435)</b>
<b>OPERATING SURPLUS / DEFICIT</b>	<b>(186,248)</b>	<b>(162,636)</b>	<b>(23,612)</b>	<b>148,069</b>	<b>42,789</b>	<b>105,280</b>	<b>4,735,980</b>	<b>3,405,776</b>	<b>1,330,204</b>
Depreciation, Amortisation and Impairment	0	-		5,431	-	(5,431)	1,242,211	1,268,282	26,072
<b>SURPLUS / (DENICIT) INCLUDING DEPRECIATION</b>	<b>(186,248)</b>	<b>(162,636)</b>	<b>(23,612)</b>	<b>142,638</b>	<b>42,789</b>	<b>99,849</b>	<b>3,493,770</b>	<b>2,137,494</b>	<b>1,356,275</b>

\* All Budget Figures are from FY 23 revised Budget approved March24 OCM

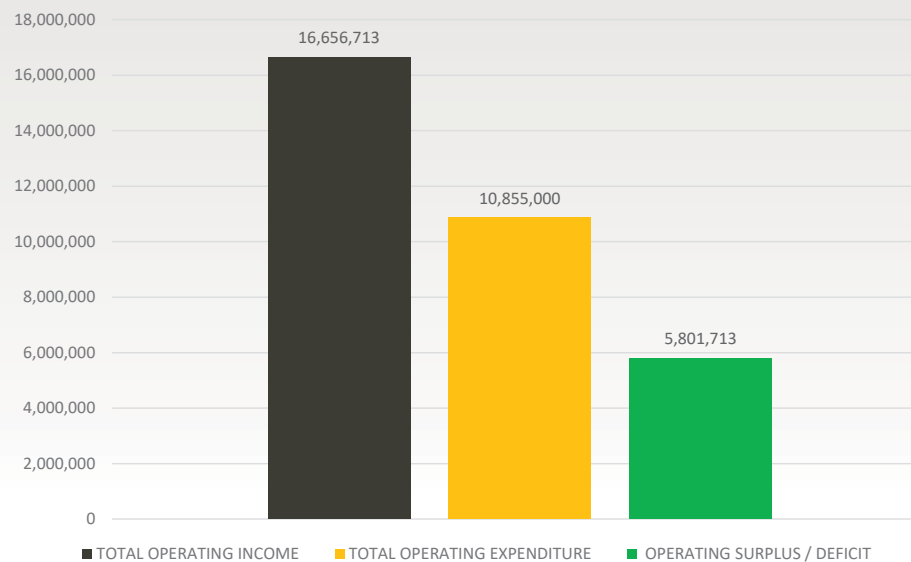
WDRC Financial Management Report March 2024

## Financial Report for each Local Authority Area

	Regional Office/Unallocated Darwin 200			TOTAL		
	YTD Actuals	YTD Budget *	YTD Variance	YTD Actuals	YTD Budget	YTD Variance
	\$	\$	\$	\$	\$	\$
<b>OPERATING INCOME</b>						
Rates	0	0	0	1,239,196	1,239,196	0
Charges	0	0	0	869,517	847,809	21,709
Fees and Charges	0	0	0	69,948	97,126	(27,178)
Operating Grants and Subsidies	0	0	0	9,676,229	7,665,919	2,010,310
Interest / Investment Income	0	0	0	298,807	287,263	11,543
Commercial and Other Income	42,204	58,983	(16,780)	1,277,607	1,499,289	(221,682)
<b>TOTAL OPERATING INCOME</b>	<b>42,204</b>	<b>58,983</b>	<b>(16,780)</b>	<b>13,431,303</b>	<b>11,636,602</b>	<b>1,794,701</b>
<b>OPERATING EXPENDITURE</b>						
Employee Expenses	1,509,548	1,473,228	(36,320)	4,852,138	4,743,487	(108,651)
Operational & Other Expenses	357,172	338,314	(18,857)	2,564,412	2,301,119	(263,293)
Elected Member Allowances	7,155	0	(7,155)	190,197	189,000	(1,197)
Elected Member Expenses	415	0	(415)	49,342	66,225	16,883
Council Committee & LA Allowances	0	0	0	8,400	19,177	10,777
Council Committee & LA Expenses	0	0	0	19,384	58,763	39,379
Interest Expenses	0	0	0	355,648	396,980	41,333
Repair and Maintenance	3,236	3,236	(0)	1,085,749	982,334	(103,415)
Materials and Contracts	286,177	266,184	(19,993)	1,729,729	1,615,566	(114,163)
Internal Charges	0	682,677		0	666,094	
<b>TOTAL OPERATING EXPENDITURE</b>	<b>2,163,703</b>	<b>2,080,963</b>	<b>(82,741)</b>	<b>10,855,001</b>	<b>10,372,652</b>	<b>(482,349)</b>
<b>OPERATING SURPLUS / DEFICIT</b>	<b>(2,121,499)</b>	<b>(2,021,979)</b>	<b>(99,520)</b>	<b>2,576,302</b>	<b>1,263,951</b>	<b>1,312,352</b>
Depreciation, Amortisation and Impairment	0	-	0	1,247,642	1,268,282	20,640
<b>SURPLUS / (DENICIT) INCLUDING DEPRECIATION</b>	<b>(2,121,499)</b>	<b>(2,021,979)</b>	<b>(99,520)</b>	<b>1,328,660</b>	<b>(4,332)</b>	<b>1,332,992</b>
* All Budget Figures are from FY 23 revised Budget approved March24 OCM						

WDRC Financial Management Report March 2024

## Income and Expenditure (before Depreciation)



WDRC Financial Management Report March 2024

## Monthly Balance Sheet Report

BALANCE SHEET	YTD Actuals \$	Note Reference	BALANCE SHEET	YTD Actuals \$	Note Reference
<b>ASSETS</b>			<b>LIABILITIES</b>		
Cash at Bank	5,143,721		Accounts Payable	340,621	
Tied Funds	3,714,271	(4)	ATO & Payroll Liabilities	14,818	
Untied Funds	1,429,450		Current Provisions	397,866	
Accounts Receivable	860,063		Accruals	0	
Trade Debtors	235,692		Other Current Liabilities	3,928,539	
Rates & Charges Debtors	624,371		<b>TOTAL CURRENT LIABILITIES</b>	<b>4,681,844</b>	
Other Current Assets	213,833				
<b>TOTAL CURRENT ASSETS</b>	<b>6,217,617</b>		Non-Current Provisions	27,268	
			Other Non-Current Liabilities	5,501,718	
Right-of-Use Assets	5,089,463		<b>TOTAL NON-CURRENT LIABILITIES</b>	<b>5,528,986</b>	
Property, Plant and Equipment	14,885,900		<b>TOTAL LIABILITIES</b>	<b>10,210,830</b>	
Other Non-current Assets	0		<b>NET ASSETS</b>	<b>15,982,150</b>	
<b>TOTAL NON-CURRENT ASSETS</b>	<b>19,975,363</b>		<b>EQUITY</b>		
<b>TOTAL ASSETS</b>	<b>26,192,980</b>		Asset Revaluation Reserve	4,281,263	
			Accumulated Surplus	8,361,940	
			YTD Result + Interim PY Result Carried Forward	3,338,947	
			<b>TOTAL EQUITY</b>	<b>15,982,150</b>	

WDRC Financial Management Report March 2024

## Variance Analysis

Income/Expense or Balance Sheet Item	Note Ref	Comments
Total Operating Income	(1)	Rates, Charges and Grant funding are all presented here unadjusted. Most of these balances reflect the full year income
Expense	(2)	Operating Expenses still exceed year to date Revised Budget. Variance is lower than previous period.
Operating Surplus	(3)	Revenue amounts driving Operating result. As grant income is spent that will drive the result back to budgeted results.
Tied Funds	(4)	This figures comprises cash received for grants and other income that must be spent on the grant or project only, and is not yet spent.

WDRC Financial Management Report March 2024

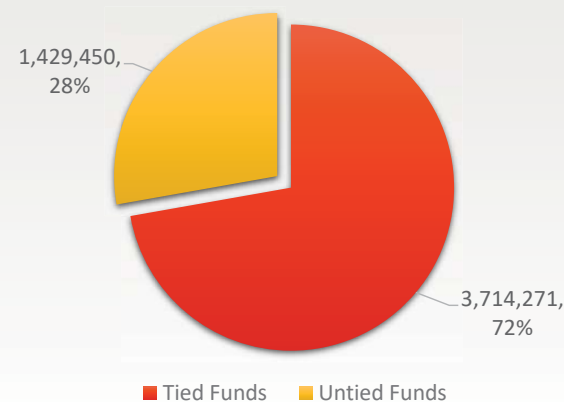
## Monthly Balance Sheet Report

### *Details of Cash and Investments Held*

Cash and Investments Held	
11110 - Bank Operational	20,333
11130 - Bank High Interest	1,122,888
11210 - Petty Cash	500
12110 - Term Deposit	4,000,000
<b>TOTAL CASH</b>	<b>5,143,721</b>

Cash and Investments Held	
Tied Funds	3,714,271
Untied Funds	1,429,450
<b>Cash at Bank</b>	<b>5,143,721</b>

**Tied and Untied Funds**



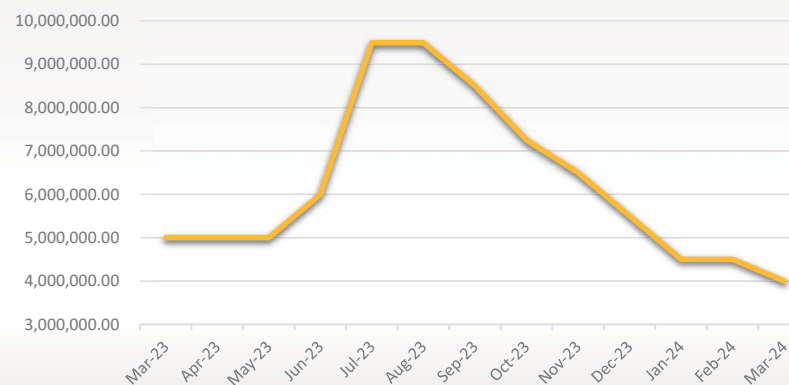
WDRC Financial Management Report March 2024

## Monthly Balance Sheet Report

### *Details of Cash and Investments Held*

Product	Actual Balance	Available Balance	Interest Rate	Maturity
Fixed Term Deposit	\$ 1,000,000.00	\$ 1,000,000.00	5.21%	2/04/24
Fixed Term Deposit	\$ 500,000.00	\$ 500,000.00	5.04%	16/04/24
Fixed Term Deposit	\$ 500,000.00	\$ 500,000.00	5.00%	30/04/24
Fixed Term Deposit	\$ 500,000.00	\$ 500,000.00	5.04%	22/05/24
Fixed Term Deposit	\$ 500,000.00	\$ 500,000.00	4.83%	28/06/24
Fixed Term Deposit	\$ 500,000.00	\$ 500,000.00	4.85%	29/07/24
Fixed Term Deposit	\$ 500,000.00	\$ 500,000.00	4.73%	13/06/24
	<b>\$4,000,000</b>			

Cash Deposit Account Balance past 12 months

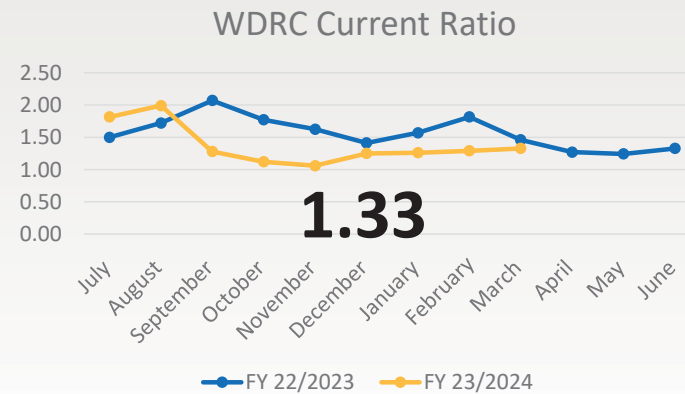


WDRC Financial Management Report March 2024

## Current Ratio

*"How many dollars do we have for every dollar we owe?"*

Current Assets		Current Liabilities	
Cash in Bank	5,143,721	Accounts Payable	340,621
Trade and Rates Debtors	860,063	Other Current Liabilities	412,684
Other Current Assets	213,833	Unspent Grants (Agency & Core)	3,928,539
	6,217,617		4,681,844



## Current Ratio for FY2023/24

PERIOD	July	August	September	October	November	December	January	February	March	April	May	June
FY 22/2023	1.50	1.72	2.07	1.77	1.63	1.41	1.57	1.82	1.46	1.27	1.24	1.33
FY 23/2024	1.82	1.99	1.28	1.12	1.06	1.25	1.26	1.29	1.33			

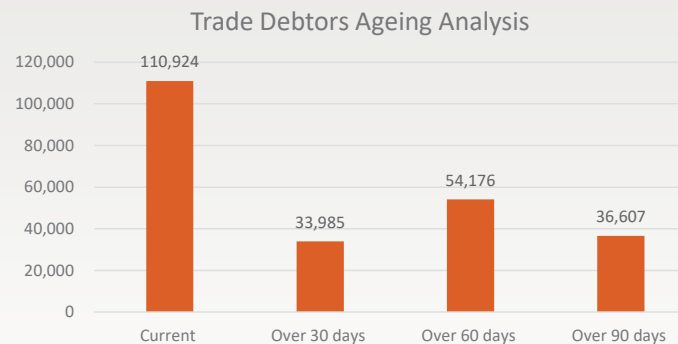
WDRC Financial Management Report March 2024

## Monthly Balance Sheet Report

### *Statement on Debts Owed to Council (Accounts Receivable)*

#### Trade Debtors Ageing Analysis

Current	110,924
Over 30 days	33,985
Over 60 days	54,176
Over 90 days	36,607
<b>Total</b>	<b>235,692</b>

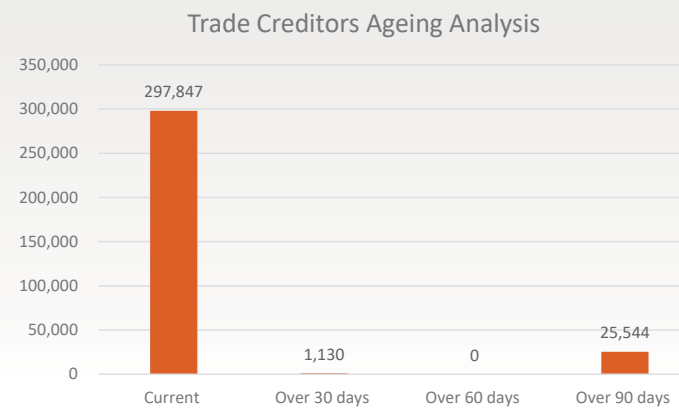


WDRC Financial Management Report March 2024

## Monthly Balance Sheet Report

### *Statement on Debts Owed by Council (Accounts Payable)*

Trade Creditors Ageing Analysis	
Current	297,847
Over 30 days	1,130
Over 60 days	0
Over 90 days	25,544
<b>Total</b>	<b>324,521</b>



WDRC Financial Management Report March 2024

## Monthly Balance Sheet Report

*Highest 10 Contractor Payments/ Items paid in the month*

Supplier	Territory
Hardy Landscaping (NT)	122,000
Airpower NT	84,455
TOA Construction	70,659
CouncilBIZ	52,740
Murin Travel & Freight Services	42,042
DJ Air & Electrical Services	40,203
Centreline Traffic	30,225
Thamarrurr Development Corporatio	21,163
PT Automotive Repairs	20,790
Sydney Tools	18,259
<b>Total</b>	<b>502,536</b>

WDRC Financial Management Report March 2024

## Monthly Balance Sheet Report

### *Contractor Payments/ Items paid in the month*

CREDITOR NAME	SUM OF PAYMENT	CREDITOR NAME	SUM OF PAYMENT	CREDITOR NAME	SUM OF PAYMENT
ATO-BAS-PAYG	227,712.00	AVDATA	4,370.41	NAVMAN WIRELESS	1,087.14
HARDY LANDSCAP	122,000.00	NEWS CORP AUSTR	3,963.00	HN BEDDING	1,021.80
AIRPOWER	84,455.09	POOLWERX	3,960.00	THE BIG MOWER	1,010.10
TOA CONSTRUCTION	70,658.50	HAYS SPECIALIST	3,897.08	ASPEN LIVING VI	895.00
COUNCILBIZ	52,739.89	AADACAM PTY LTD	3,789.00	TELSTRA LIMITED	745.70
MURIN TRAVEL	42,042.07	DARWINCENTA PTY	3,590.00	NTRS	721.67
DJ AIR & ELECTR	40,203.10	TT DARWIN PTY L	3,541.75	HEALTH MOTOR GR	669.37
CENTRELINE TRAF	30,225.00	PALMERSTON 4WD	2,856.31	BUNNINGS	668.71
THAMARRURR DEVT	21,163.00	INDEPENDENT GRO	2,673.28	TIN CAR DETAILI	660.00
PT AUTOMOTIVE R	20,790.00	TOPLOCK NT	2,479.40	BOC LIMITED	645.20
SYDNEY TOOLS	18,258.86	COZENS JOHANSEN	2,400.20	TYRERIGHT DARWI	600.00
NORSIGN	13,799.29	GTNT GROUP	2,314.88	WRSC	581.01
DE MARCHI & POL	11,669.90	JACANA	2,289.46	DALY RIVER/PORT	563.33
BELGRAVIAPRO PT	10,154.00	CYCLONE CITY CL	2,041.27	NT IT	503.92
TRUE NORTH STRA	9,903.85	NIGHTHAWK TRANS	2,029.16	CHILD SUPPORT	484.61
OTHER CREDITORS	9,790.13	DARWIN STEEL SU	2,025.70	TYRE TRADERS	474.91
LED SCREENS AUS	9,306.00	PEPPI STORE	1,931.36	AUSTRALIA POST	418.93
LEASE PLAN AUST	7,750.32	MVR	1,889.50	SALVAKEN PTY LT	338.18
TNG MECHANICAL	7,689.00	NEXIA EDWARDS M	1,870.00	NORTRUSS	321.20
BUNNINGS GROUP	7,429.42	DWN LOCK & KEY	1,851.80	CLEANAWAY PTY L	303.71
HARVEY NORMAN F	7,409.00	WSP AUSTRALIA P	1,718.75	INLOGIK P/L	294.25
HARVEY NORMAN A	7,192.00	TRANSMETRO CORP	1,685.00	NOVOTEL	287.30
CJD EQUIPMENT P	7,112.05	QUICKSUPER	1,671.79	FLORANCE GROUP	277.31
RED APPOINTMENT	6,643.77	FLEET PARTNERS	1,536.82	LITTLE HOTELIER	186.77
PUMA	6,224.01	TERRITORY UNIFO	1,504.26	MOON (NT) PTY L	165.00
TJM DARWIN	5,742.00	CAMPBELL PROJEC	1,430.00	UMAR AFRIDI	160.00
AUSFUEL	5,445.00	TONKIN CONSULTI	1,430.00	GREENTHEMES	158.40
ST JOHN AMBULAN	5,069.52	BARNYARD	1,354.77	FUJIFILM	148.50
BURSON AUTO	5,057.10	COOLDRIVE DISTR	1,348.14	CDM AUSTRALIA	142.95
ROYAL LIFE SAVI	4,964.75	SPA	1,336.55	STEVEN SHEFFIEL	120.00
SBA OFFICE NATI	4,843.57	STRATCO	1,284.00	XERO AUSTRALIA	107.50
IJ DYSON	4,785.00	BS WINNELLIE	1,244.70	DARWIN CITY HOT	95.00
SLUMBERCORP AUS	4,634.30	MUDCRAB ENTERPR	1,190.45	UNITED VOICE	55.50
KWIKLEEN PTY LT	4,528.00	H HOTEL	1,125.00	DARWIN BOLT	23.45
				PIVOTEL SATELLI	12.71

WDRC Financial Management Report March 2024

# Member and CEO Council Credit Card Transactions

Where a council credit card has been issued to an Elected Member and/or the CEO, a list per cardholder of all credit card transactions in the month is to be published including the name of the supplier, the amount for each transaction and the reason for the transaction.			
Cardholder Name	M Blackburn	(A/CEO)	Does not hold a Council Credit Card
Transaction Date	Amount	Supplier's Name	Reasons for the Transaction
NOT APPLICABLE			
TOTAL	\$0		

## **5 MEETING CLOSE**