

**Finance Committee 19 February 2015  
DECISIONS MEMBERS ARE BEING ASKED TO MAKE THIS MEETING**

**Agenda Item: 1.**

**Action Officer: Peter Carter**

---

**SUBJECT: FINANCE REPORT**

---

**What is the main issue?**

*To accept the finance report for the period 1 July 2014 to 31 January 2015.*

**SUMMARY**

As part of the monthly reporting procedures the finance report is submitted to the Finance Committee of the Council.

**BACKGROUND**

Attached are:-

1. Payment Register for January 2015
2. Cash and Investments Table at 31 January 2015
3. Restricted Funds Table at 31 January 2015
4. Community Activity Table to 31 January 2015
5. Profit & Loss to at 31 January 2015

**VOTING REQUIREMENT**

Simple majority

**What decision are Finance Committee members being asked to make?**

THAT Finance Committee receives and notes the finance report for the period 1 July to 31 January 2015.

## Item 1.1 PAYMENT REGISTER

Month of January 2015

DATE	REFERENCE	DESCRIPTION	AMOUNT
19/12/2014	F 19/12/2014	Payroll Transaction	914.53
1/01/2015	GA000058	Account Fee	10.00
1/01/2015	GA000058	CBA Merchant Service Fee & Equipment Rental	86.66
4/01/2015	F 4/01/2015	Payroll Transaction	147.23
4/01/2015	F 4/01/2015	Payroll Transaction	300.00
4/01/2015	F 4/01/2015	Payroll Transaction	1,973.05
4/01/2015	F 4/01/2015	Payroll Transaction	7,310.00
4/01/2015	F 4/01/2015	Payroll Transaction	116,065.13
5/01/2015	000110	TELSTRA CORPORATION LIMITED	3,164.02
5/01/2015	000111	POWER AND WATER	780.71
5/01/2015	000567	AIRPOWER (NT) PTY LTD	188.03
5/01/2015	000568	AUSTRALIAN FUEL DISTRIBUTORS	1,197.90
5/01/2015	000569	MURIN ASSOC. OF PORT KEATS INC	2,117.00
5/01/2015	000570	THAMARRURR DEVELOPMENT CORPORATION	170.43
5/01/2015	000571	PEPPIMENARTI STORE ASSOCIATION	623.70
5/01/2015	000572	TA HAROLD WILSON	121.25
5/01/2015	000573	HARVEY NORMAN BEDDING DARWIN`	1,313.00
5/01/2015	000574	Zorro Nominees Pty Ltd	38.50
5/01/2015	000575	VICTORIA DALY REGIONAL COUNCIL	520.90
5/01/2015	000576	HELLOWORLD DARWIN CLIENT ACCOUNT	235.60
5/01/2015	000577	LOCAL GOVERNMENT ASSOCIATION OF THE NORT	4,036.09
5/01/2015	000578	CABCHARGE	31.11
5/01/2015	000579	TA ANDREW BROWN	121.25
5/01/2015	000581	EXPENSE REIMBURSE LOUISE BEILBY	65.95
5/01/2015	000582	ROBERT HEWITT	88.02
5/01/2015	000580	JARDINE LLOYD THOMPSON PTY LTD	83,828.68
5/01/2015	GJ000163	December Credit Card Payment	7,380.06
8/01/2015	000584	LIQUOR HOSPITALITY & MISCELLANEOUS UNION	59.40
8/01/2015	000585	AUSTRALIAN SERVICES UNION SA/NT	131.60
8/01/2015	000586	SPNT PTY LIMITED	1,346.66
8/01/2015	000583	Territory Housing Rent	3,526.00
9/01/2015	000113	CHILD SUPPORT AGENCY	628.54
9/01/2015	000114	RTM (PAYROLL DEDUCTIONS)	836.00
9/01/2015	000115	STATEWIDE SUPER	5,216.93
9/01/2015	000116	QUICK SUPER	10,820.74
9/01/2015	GJ000180	Investment Transfer Working to Saver Account	60,000.00
12/01/2015	000112	FUJI XEROX AUSTRALIA PTY LIMITED	720.50
13/01/2015	000615	BURSON AUTOMOTIVE PTY LTD	18.92
13/01/2015	000619	LITCHFIELD SPRINGS WATER PTY LTD	20.00
13/01/2015	000616	OFFICEMAX AUSTRALIA PTY LTD	48.68
13/01/2015	000596	NGANMARRIYANGA STORE PTY LTD	108.02
13/01/2015	000589	LA ANNUNCIATA WILSON	114.00
13/01/2015	000591	LA RALPH NARBURUP	114.00
13/01/2015	000592	LA ROGER WODIDJ	114.00
13/01/2015	000593	LA SANDRA JACKY	114.00

DATE	REFERENCE	DESCRIPTION	AMOUNT
13/01/2015	000594	LA ANTHONY NAMALA	114.00
13/01/2015	000595	LA KAREN ANGLITCHI	114.00
13/01/2015	000599	LA WARREN WODIDJ	114.00
13/01/2015	000600	LA FRANCIS MILER	114.00
13/01/2015	000601	LA ANTHONY THOMAS	114.00
13/01/2015	000590	EXPENSE REIMBURSE FRED GRAHAM	133.54
13/01/2015	000587	AUSTRALIA POST	141.24
13/01/2015	000598	LA AMY NARBURUP	152.00
13/01/2015	000588	ACCOM REIMBURSE HAROLD WILSON	160.00
13/01/2015	000607	ALL TOOLS NT	169.00
13/01/2015	000609	HARVEY DISTRIBUTORS	233.00
13/01/2015	000617	HELLOWORLD DARWIN CLIENT ACCOUNT	273.05
13/01/2015	000624	READYCUT (NT) PTY LTD	288.00
13/01/2015	000597	EXPENSE REIMBURSE JEFF JENKINS	335.20
13/01/2015	000631	GOTDLOT INVESTMENTS PTY LTD T/A AUTOPRO	439.00
13/01/2015	000623	CSG BUSINESS SOLUTIONS (AUS) PTY LTD	708.87
13/01/2015	000620	NATIONAL SAFETY SOLUTIONS PTY LTD	1,049.40
13/01/2015	000618	CAPITAL FINANCE AUSTRALIA LIMITED	1,065.30
13/01/2015	000613	HARVEY NORMAN BEDDING DARWIN	1,073.00
13/01/2015	000621	NORTHLINE PTY LIMITED	1,205.60
13/01/2015	000608	L & V NOMINEES PTY LTD	1,220.00
13/01/2015	000614	DJ AIR & ELECTRICAL SERVICES PTY LTD	1,430.00
13/01/2015	000606	PEPPIMENARTI STORE ASSOCIATION	1,491.51
13/01/2015	000626	DAVID DALY ELECTRONICS PTY LTD	1,895.01
13/01/2015	000629	CRIDLANDS MB LAWYERS	2,660.90
13/01/2015	000603	MURIN ASSOC. OF PORT KEATS INC	2,746.32
13/01/2015	000622	ATKO MECHANICAL ENGINEERING PTY LTD	2,750.00
13/01/2015	000612	SA CAMPBELL & TM CLARKE T/A STC FARMBUILD	2,976.60
13/01/2015	000611	DARWIN FUNERAL SERVICES PTY LTD	3,160.00
13/01/2015	000625	ALENCO NT PTY LTD	3,964.40
13/01/2015	000627	ST JOHN AMBULANCE AUSTRALIA (NT) INC	4,546.25
13/01/2015	000605	THAMARRURR DEVELOPMENT CORPORATION	5,081.39
13/01/2015	000630	TUFF TYRES KATHERINE PTY LTD	5,720.00
13/01/2015	000628	TEAM Ambrose	12,840.80
13/01/2015	000602	HASTINGS DEERING (AUSTRALIA) LTD	46,681.50
13/01/2015	000604	FULTON HOGAN AUSTRALIA PTY LTD	71,874.00
13/01/2015	000610	D & R COMMUNITY SERVICES PTY LTD	150,579.90
15/01/2015	GA000064	CBA Bank charges JAN 2015	3.58
15/01/2015	GA000064	CBA Bank charges JAN 2016	5.50
15/01/2015	GA000064	CBA Bank charges JAN 2017	38.50
15/01/2015	GA000064	CBA Bank charges JAN 2018	94.88
15/01/2015	000117	POWER AND WATER	529.45
16/01/2015	000647	CABCHARGE	12.50
16/01/2015	000655	ATLAS CRASH REPAIRS & ATLAS AUTO RECOVER	88.00
16/01/2015	000641	HAMILTON CLEANING SERVICES NT	132.00
16/01/2015	000644	VICTORIA DALY REGIONAL COUNCIL	136.40

DATE	REFERENCE	DESCRIPTION	AMOUNT
16/01/2015	000650	METCASH FOOD & GROCERY CONVENIENCE DIVIS	153.57
16/01/2015	000642	TA MARK MARTIN	296.80
16/01/2015	000648	TA ANDREW BROWN	296.80
16/01/2015	000649	TA RALPH NARBURUP	296.80
16/01/2015	000652	TA WALLY MINJIN	296.80
16/01/2015	000653	TA TAHLIA CLEARY	411.00
16/01/2015	000639	HARVEY NORMAN BEDDING DARWIN	470.00
16/01/2015	000645	HELLOWORLD DARWIN CLIENT ACCOUNT	947.00
16/01/2015	000635	BUNNINGS GROUP LIMITED	1,178.71
16/01/2015	000632	AUSTRALIAN FUEL DISTRIBUTORS	1,197.90
16/01/2015	000651	TA GM TEEDE	1,239.95
16/01/2015	000654	WRIGHT EXPRESS AUSTRALIA PTY LTD (PUMA C	1,584.12
16/01/2015	000643	OFFICEMAX AUSTRALIA PTY LTD	1,885.79
16/01/2015	000646	FULL BOAR ENTERPRISES P/L	2,321.00
16/01/2015	000118	TELSTRA CORPORATION LIMITED	3,743.75
16/01/2015	000640	DJ AIR & ELECTRICAL SERVICES PTY LTD	4,039.31
16/01/2015	000636	THAMARRURR DEVELOPMENT CORPORATION	4,093.28
16/01/2015	000637	PEPPIMENARTI STORE ASSOCIATION	5,930.51
16/01/2015	000656	VOYAGER TRAILERS	19,100.00
16/01/2015	000633	VANDERFIELD NORTHWEST PTY LTD	29,700.00
16/01/2015	000638	KOMATSU AUSTRALIA PTY LTD	51,700.00
16/01/2015	000634	AP MOTORS (NO.3) PTY LTD T/A BRIDGE TOYO	116,391.69
18/01/2015	F 18/01/2015	Payroll Transaction	1,104.28
18/01/2015	F 18/01/2015	Payroll Transaction	300.00
18/01/2015	F 18/01/2015	Payroll Transaction	1,773.05
18/01/2015	F 18/01/2015	Payroll Transaction	7,310.00
18/01/2015	F 18/01/2015	Payroll Transaction	118,315.65
19/01/2015	GJ000197	Investment Transfer Working to Saver Account	50,000.00
20/01/2015	000664	TA MARK MARTIN	121.25
20/01/2015	000666	TA ANDREW BROWN	121.25
20/01/2015	000667	TA RALPH NARBURUP	121.25
20/01/2015	000668	TA WALLY MINJIN	121.25
20/01/2015	000663	TA HAROLD WILSON	418.05
20/01/2015	000665	TA TOBIAS NGANBE	418.05
20/01/2015	GJ000207	Investment Transfer Working to Saver Account	550,000.00
21/01/2015	GJ000209	Investment Transfer Working to Term Deposit	500,000.00
27/01/2015	000120	CHILD SUPPORT AGENCY	487.61
27/01/2015	000119	RTM (PAYROLL DEDUCTIONS)	736.00
27/01/2015	000122	STATEWIDE SUPER	5,209.20
27/01/2015	000123	QUICKSUPER	11,182.00
27/01/2015	000121	POWER AND WATER	52,967.55
28/01/2015	000670	LIQUOR HOSPITALITY & MISCELLANEOUS UNION	59.40
28/01/2015	000671	AUSTRALIAN SERVICES UNION SA/NT	131.60
28/01/2015	000125	POWER RETAIL CORPORATION T/A JACANA ENERGY	469.96
28/01/2015	000672	SPNT PTY LIMITED	1,420.83
28/01/2015	000669	Territory Housing Rent	3,448.00

DATE	REFERENCE	DESCRIPTION	AMOUNT
28/01/2015	000126	AUSTRALIAN TAXATION OFFICE	20,071.00
28/01/2015	000124	POWER AND WATER	22,088.92
28/01/2015	GJ000213	Investment Transfer Working to Saver Account	275,000.00
29/01/2015	000689	TA GM TEEDE	26.75
29/01/2015	000680	Zorro Nominees Pty Ltd	38.50
29/01/2015	000691	CALM ENTERPRISES PTY LTD T/A SMARTYARD O	101.60
29/01/2015	000695	ARAFURA CATERING EQUIPMENT	103.65
29/01/2015	000686	NTIT PTY LTD	199.83
29/01/2015	000694	CAFE 21	213.00
29/01/2015	000683	FULL BOAR ENTERPRISES P/L	270.00
29/01/2015	000674	BUNNINGS GROUP LIMITED	378.23
29/01/2015	000688	PALNGUN WURNANGAT ASSOCIATION	535.00
29/01/2015	000681	OFFICEMAX AUSTRALIA PTY LTD	803.90
29/01/2015	000692	DELTA ELECTRICS NT PTY LTD	1,067.00
29/01/2015	000673	AUSTRALIAN FUEL DISTRIBUTORS	1,197.90
29/01/2015	000693	NGANMARRIYANGA STORE PTY LTD	1,304.77
29/01/2015	000678	PEPPIMENARTI STORE ASSOCIATION	1,470.73
29/01/2015	000684	TYRE TRADERS NT	1,602.08
29/01/2015	000687	EMPLOYMENT OFFICE AUSTRALIA PTY LTD	2,167.77
29/01/2015	000676	MURIN ASSOC. OF PORT KEATS INC	2,356.00
29/01/2015	000677	THAMARRURR DEVELOPMENT CORPORATION	2,411.52
29/01/2015	000685	LOCAL GOVERNMENT ASSOCIATION OF THE NORT	3,883.09
29/01/2015	000682	HELLOWORLD DARWIN CLIENT ACCOUNT	4,580.00
29/01/2015	000690	JARDINE LLOYD THOMPSON PTY LTD	6,637.52
29/01/2015	000679	COUNCILBIZ	46,278.86
29/01/2015	000675	HASTINGS DEERING (AUSTRALIA) LTD	76,219.00
30/01/2015	000127	TELSTRA CORPORATION LIMITED	5,935.38
		<b>Total</b>	<b>2,677,875.39</b>

<b>Cash at Bank</b>					
Cash on Hand					\$2,533
Cheque Account					\$6,076
Investment Account					\$1,477,645
Term Deposits					\$2,000,000
<b>Total Cash at Bank</b>					<b>\$3,486,254</b>
<b>Debtors</b>					
	<b>Current</b>	<b>30 Days</b>	<b>60 Days</b>	<b>90 Days</b>	
Trade	24,109	11,530	11,506	10,080	57,225
Rates - due 8 Dec 14	0	0	74,246	0	74,246
Other – Interest/GST/ Deposit	63,001	0	0	0	63,001
<b>Total Debtors</b>					<b>\$194,472</b>
<b>Creditors</b>					
	<b>Current</b>	<b>30 Days</b>	<b>60 Days</b>	<b>90 Days</b>	
Trade	47,696	73,233	352	9,227	130,508
Other - PAYG/GST	49,461	0	0	0	49,461
<b>Total Creditors</b>					<b>\$179,969</b>
Employee Entitlements	591,382				<b>\$591,382</b>
<b>Reconciliation of Funds</b>					
Balance as per General Ledger					8,609
Add: Outstanding Debtors					194,472
Less: Outstanding Creditors					179,969
Less: Employee Entitlements					591,382
Add: Investment Account					3,486,254
<b>Total Cash &amp; Receivables Available</b>					<b>\$2,917,984</b>

Unspent Grants &amp; Subsidies

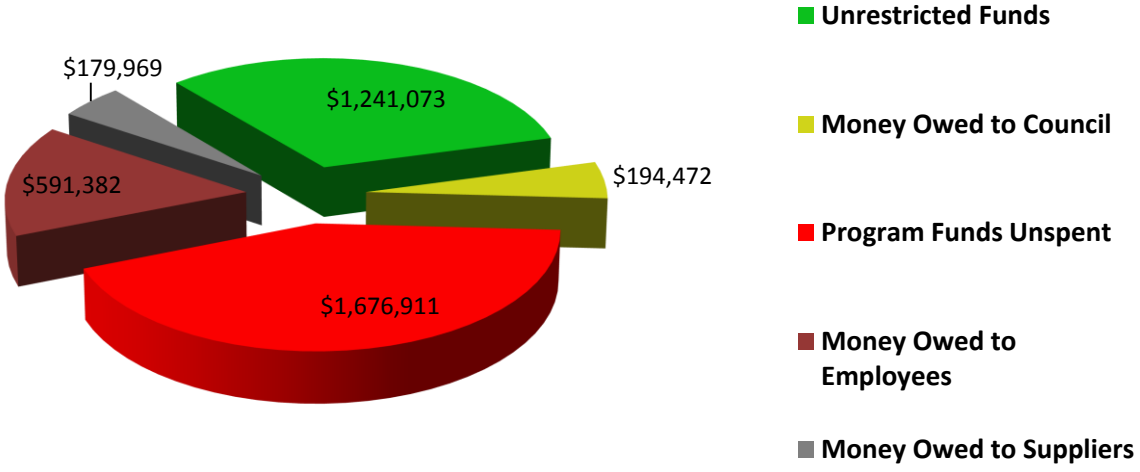
\$1,676,911

Funds Available to Council

**\$1,241,073**

Debtor	Total Due	90+ Days	Comment
TDC	22,533	9,956	Rent in Dispute. Outstanding
CentreLink	15,657		
Mutchirr Corp	4,180		
Dept. of Transport	3,124		
Corey Noll	1,892		
Dept. of Health	124	124	Contacting
<b>Sub-total</b>	<b>47,510</b>	<b>10,080</b>	
<b>Total</b>	<b>57,225</b>	<b>10,080</b>	
<b>Rates</b>			
	<b>Total Due</b>		
Dept. Of Housing	18,355		
Catholic College	16,883		
TDC	11,722		
Palumpa Station	11,015		
Power & Water	10,936		
<b>Sub-total</b>	<b>68,911</b>		
<b>Total</b>	<b>74,246</b>		

# Financial Position at 31 January 2015



Description	Actual Income	Actual Expenses & Capital	Committed	Available for Program	Result
<b>Operational Funding – Non Reportable</b>					
Council Activities	1,269,268	2,524,708	267,083	(\$1,522,524)	
NTG – Operational Subsidy & FAA General Purpose	1,626,520	0	0	\$1,626,520	
<b>Unrestricted Funds</b>	<b>2,895,788</b>	<b>2,524,708</b>	<b>267,083</b>	<b>\$103,996</b>	
<b>Specific Purpose Funding - Reportable</b>					
NTG - SPG Establishment Grant	1,000,000	683,727	242,263	\$74,011	
NTG - SPG Repairs Vandalised Building Palumpa	3,850	0	0	\$3,850	
NTG - Local Authorities Funding	99,064	73,370	12,551	\$13,144	
NTG - Local Authority Project Funding	416,286	0	36,782	\$379,504	
NTG - Indigenous Development Jobs Funding	444,257	244,560	0	\$199,697	
NTG - Municipal & Essential Services Funding	129,406	69,549	3,230	\$56,627	
NTG - Jobs Package 3 ESO	60,729	46,725	0	\$14,004	
NTG - Outstations and Homelands - Housing Mtce	51,592	49,514	1,200	\$878	
NTG - SPG Outstations 4 capital items	93,716	50,264	38,000	\$5,452	
AG - Sport and Recreation: Jobs Creation	100,000	72,704	0	\$27,296	
AG - Sport and Rec: Indigenous Program Co-ord	105,000	43,634	0	\$61,366	
AG - Education: Vacation Care	10,289	0	0	\$10,289	
NTG - Sports & Recreation funding	91,250	36,635	3,651	\$50,965	
NTG - Youth Vibe Holiday Grant	2,000	1,999	0	\$1	
NTG - AFL Footy Carnival Palumpa	1,300	0	0	\$1,300	
AG - Aged Care Conversion	0	593	0	(\$593)	👎
AG - CACP	0	6,904	0	(\$6,904)	👎
AG - Health: Flexible Aged Care	1,170,289	937,235	7,878	\$225,177	
NTG - Health: Home & Community Care	59,019	32,356	2,458	\$24,204	
NTG - Libraries	113,746	31,807	55	\$81,884	
NTG - Environmental Health Worker	0	12,958	0	(\$12,958)	👎
AG - Night Patrol	949,139	589,758	11,463	\$347,918	
AG - NT Jobs Transition	271,230	232,630	0	\$38,600	
NTG - Monsoonal Trough Manthape Crossing	63,750	0	0	\$63,750	
NTG - SPG Staff Housing	0	23,350	88,680	(\$112,030)	👎
AG - FAG Roads	349,390	95,884	290,438	(\$36,932)	👎
AG - Education: Emu Point Creche & Wadeye VAC	146,342	75,825	1,818	\$68,699	
AG - Regional Women's Program	78,837	18,887	0	\$59,949	
AG - Arts: Regional Indigenous Broadcasting	47,033	9,181	0	\$37,852	
AG - Roads to Recovery	0	91	0	(\$91)	👎
<b>Restricted Funds</b>	<b>5,857,515</b>	<b>3,440,138</b>	<b>740,465</b>	<b>\$1,676,911</b>	



	INCOME		EXPENSE		Commitments	Net Funds	Asset Purchases
	Actuals	Budget	Actuals	Budget			
<b>PROGRAM - Palumpa</b>							
AD - Administration	156,206	951,454	133,382	213,611	80	22,743	0
AE - Aerodromes	0	0	10,049	0	0	(10,049)	0
AF - Asset Management	286,834	0	8,835	37,917	190,113	87,887	207,391
CA - Commercial Arrangement	114,349	128,071	73,476	125,005	3,020	37,853	0
CM - Cemeteries	0	0	2,512	0	0	(2,512)	0
CP - Community Patrol	237,285	180,420	134,240	125,655	319	102,725	0
EM - Elected Members	825	0	11,400	19,170	0	(10,574)	0
HS - Housing - Staff Housing	26,645	0	3,269	11,667	2,755	20,621	0
IN - Infrastructure	0	0	500	0	0	(500)	0
LA - Local Authorities	52,380	52,380	1,786	46,285	0	50,594	0
MB - Media and Broadcasting	51,162	15,636	31,934	18,241	0	19,228	0
OC - Outstations and Homelands	31,387	0	9,954	20,515	0	21,433	0
PG - Parks and Gardens	44,345	0	56,622	43,717	818	(13,095)	29,854
RC - Street Cleaning	0	0	12,561	0	0	(12,561)	0
RM - Roads	84,052	153,686	55,400	119,533	79,572	(50,921)	0
SG - Special Purpose Grants	8,061	0	0	0	81,136	(73,075)	0
SR - Sport and Rec	105,926	110,673	67,837	80,183	239	37,849	0
WM - Waste Management	44,797	0	39,391	106,808	2,773	2,632	0
WS - Work Health and Safety	0	0	521	0	0	(521)	0
YS - Youth Services	3,300	0	1,999	0	0	1,301	0
<b>TOTAL:</b>	<b>1,247,552</b>	<b>1,592,319</b>	<b>655,670</b>	<b>968,306</b>	<b>360,824</b>	<b>231,059</b>	<b>237,246</b>

<b>PROGRAM - Peppi</b>							
AD - Administration	160,594	891,140	156,994	283,471	3,779	(180)	0
AE - Aerodromes	0	0	8,047	0	0	(8,047)	0
AF - Asset Management	172,510	0	10,076	37,917	0	162,434	161,688
AG - Aged & Disability Services	93,699	116,778	84,811	106,993	2,458	6,430	0
CA - Commercial Arrangement	95,904	127,430	30,390	87,764	3,020	62,495	0
CH - Child Care Emu Point	125,764	125,763	75,825	97,816	1,818	48,121	0
CM - Cemeteries	0	0	2,011	0	0	(2,011)	0
CP - Community Patrol	237,285	86,183	92,686	125,655	8,397	136,202	0
EM - Elected Members	0	0	65,842	57,927	675	(66,517)	0
HS - Housing - Staff Housing	945	0	3,915	11,667	0	(2,970)	0
LA - Local Authorities	25,927	25,927	570	26,445	0	25,357	0
LI - Libraries	30,454	30,454	10,120	17,765	0	20,334	0
MB - Media and Broadcasting	50,358	15,101	20,765	17,617	0	29,594	0
OC - Outstations and Homelands	147,799	0	69,684	20,515	0	78,115	0
PG - Parks and Gardens	30,065	0	40,934	42,854	3,234	(14,103)	29,854
PL - Pools	59,091	0	8,288	5,833	14,579	36,223	0
RC - Street Cleaning	0	0	10,058	0	0	(10,058)	0
RM - Roads	84,052	78,707	51,168	61,217	23,091	9,793	0
SR - Sport and Rec	29,563	18,422	12,002	26,370	0	17,560	0
WM - Waste Management	36,288	0	33,528	103,230	2,373	387	0
WS - Work Health and Safety	0	0	521	0	0	(521)	0
<b>TOTAL:</b>	<b>1,380,297</b>	<b>1,515,905</b>	<b>788,235</b>	<b>1,131,055</b>	<b>63,425</b>	<b>528,637</b>	<b>191,543</b>

	INCOME		EXPENSE			Net	Asset
	Actuals	Budget	Actuals	Budget	Commitments	Funds	Purchases
<b>PROGRAM - Wadeye</b>							
AD - Administration	594,867	2,691,687	143,940	801,328	17,873	433,055	56,545
AE - Aerodromes	0	0	14,974	0	0	(14,974)	0
AF - Asset Management	264,162	0	4,877	105,000	109,162	150,123	129,508
AG - Aged & Disability Services	1,247,646	1,256,485	1,044,627	1,008,484	7,878	195,142	6,065
CA - Commercial Arrangement	187,946	265,738	156,779	226,079	9,489	21,678	0
CE - Chief Executive	0	0	2,384	0	1,091	(3,474)	23,350
CM - Cemeteries	0	0	3,743	0	0	(3,743)	0
CP - Community Patrol	474,570	577,262	386,780	390,359	3,392	84,397	50,706
EM - Elected Members	1,243	0	65,667	77,512	0	(64,424)	0
HS - Housing - Staff Housing	32,352	0	43,806	23,333	102,373	(113,828)	87,310
IN - Infrastructure	0	0	0	0	13,267	(13,267)	0
LA - Local Authorities	437,043	533,897	53,068	377,800	48,860	335,116	0
LI - Libraries	83,292	82,906	21,687	48,362	55	61,550	0
MB - Media and Broadcasting	106,233	49,624	44,610	57,895	0	61,623	0
OC - Outstations and Homelands	156,257	365,764	79,433	204,382	42,430	34,394	44,364
PG - Parks and Gardens	427	0	139,686	153,426	12,983	(152,241)	0
PL - Pools	109,091	15,000	73,707	51,936	7,309	28,075	66,354
RC - Street Cleaning	0	0	18,718	0	0	(18,718)	0
RM - Roads	251,487	271,919	87,589	211,492	189,205	(25,307)	0
SG - Special Purpose Grants	0	0	308	0	0	(308)	(308)
SR - Sport and Rec	167,085	113,156	99,120	143,322	3,651	64,314	0
VC - Vacation Care	30,867	30,867	0	30,867	0	30,867	0
WM - Waste Management	245,252	0	90,341	239,167	6,677	148,233	0
WO - Women's Resources	78,837	56,337	18,887	56,337	0	59,949	0
WS - Work Health and Safety	0	0	869	0	0	(869)	0
<b>TOTAL:</b>	<b>4,468,657</b>	<b>6,310,641</b>	<b>2,595,600</b>	<b>4,207,079</b>	<b>575,694</b>	<b>1,297,363</b>	<b>463,894</b>

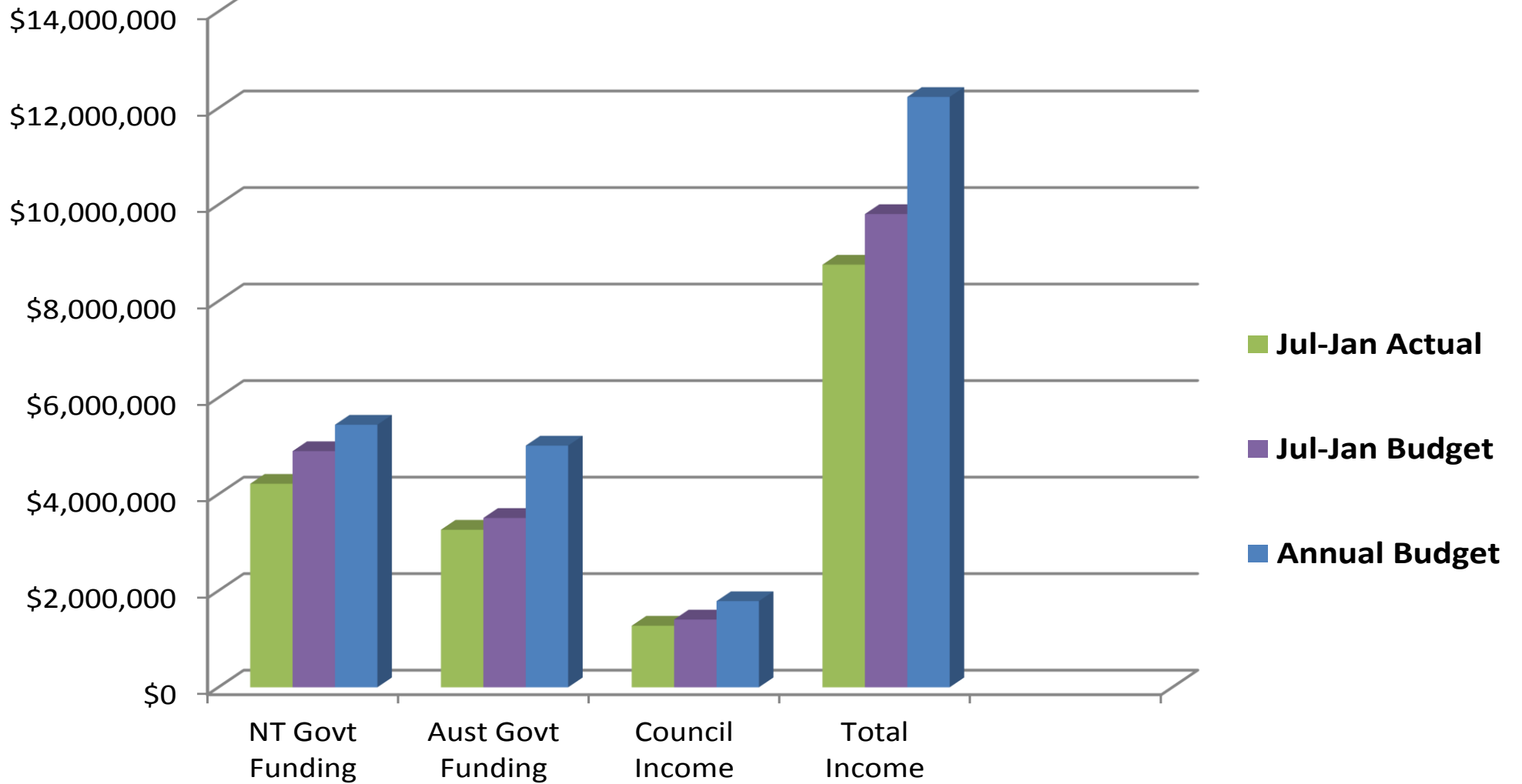
Profit and Loss Report For Period Ending 31 January 2015	Year To Date Jul - Jan 15			Annual Budget
	Actual	Budget	Variance	
<b>INCOME</b>				
<b>Rates and Annual Charges</b>				
Garbage General	325,237	328,230	(2,993)	325,237
Agency Income	2,387	0	2,387	23,000
Council Rates	377,478	376,868	610	377,577
Rent Employee Housing	12,530	0	12,530	22,000
Rent and Leases Property	100,677	318,188	(217,510)	428,700
Fuel Rebate Income	327	0	327	0
Hire of Council Assets	11,634	0	11,634	24,500
Interest Received - Cash at Bank	27,336	17,500	9,836	35,000
Cash Donations and Gifts	3,800	0	3,800	0
<b>Rates and Annual Charges Subtotal:</b>	<b>861,406</b>	<b>1,040,786</b>	<b>(179,379)</b>	<b>1,236,014</b>
<b>Grants and Subsidies</b>				
NTG - SPG Operational/Capital Grants	2,836,429	2,857,533	(21,103)	3,208,097
NT Operational Grants	1,380,180	2,035,134	(654,954)	2,231,354
Aust Gov - SPG Operational Grants	3,257,117	3,508,218	(251,101)	5,007,601
Grant Income Other	7,058	0	7,058	0
<b>Grants and Subsidies Subtotal:</b>	<b>7,480,784</b>	<b>8,400,884</b>	<b>(920,100)</b>	<b>10,447,052</b>
<b>Other Current Income</b>				
Period Contracts - Airports	87,725	173,338	(85,613)	190,745
Period Contracts Other	113,869	81,667	32,203	154,000
Commercial Services Income	116,379	83,650	32,729	170,803
Fuel Sales - Diesel / ULP	10,727	1,400	9,327	20,000
Insurance Claims	74,602	0	74,602	0
Other Current Income	10,752	23,167	(12,415)	13,000
<b>Other Current Income Subtotal:</b>	<b>414,054</b>	<b>363,221</b>	<b>50,833</b>	<b>548,548</b>
Profit on Disposal of Motor Vehicles	2,911	0	0	0
<b>Profit/Loss on Disposal Subtotal:</b>	<b>2,911</b>	<b>0</b>	<b>0</b>	<b>0</b>
<b>Total Income</b>	<b>8,756,244</b>	<b>9,804,891</b>	<b>(1,048,647)</b>	<b>12,231,614</b>
<b>EXPENDITURE</b>				
<b>Employees</b>				
Employee Salary Normal	1,655,170	2,139,632	484,462	3,177,260
Employee Salary Overtime	32,290	0	(32,290)	0
Employee Salary Allowances	237,586	234,750	(2,835)	449,200
Employee Salary Sick/Other Leave	58,820	0	(58,820)	0
Employee Salary Workers Compensation	0	53,681	53,681	83,574
Employee Travel Allowance - Meals and Incidentals	33,222	0	(33,222)	60,000
Employee Travel Allowance - Mileage	404	0	(404)	0
Employee Accommodation	16,572	0	(16,572)	23,181
Employee Fares - Air/Road	22,360	0	(22,360)	19,273
Employee Taxi/Hire Car Fares	8,405	0	(8,405)	0
Employee Superannuation	198,367	226,549	28,182	340,206

Profit and Loss Report For Period Ending 31 January 2015	Year To Date Jul - Jan 15			Annual Budget
	Actual	Budget	Variance	
Employee Salary Accrued Annual Leave	236,966	316,204	79,238	399,649
Employee Salary Accrued Long Service Leave	0	28,385	28,385	59,493
Employee Uniforms/Personal Protective Equipment	9,720	46,579	36,859	79,850
Recruitment & Relocation	61,264	0	(61,264)	100,000
Employee Training (Mandatory)	7,428	131,487	124,059	194,543
Employee Travel & Accom (Training Only)	9,179	67,031	57,852	44,582
Employee Police Checks	160	933	773	1,600
Employee Counselling and Rehabilitation	0	3,506	3,506	4,675
Employee Amenities	7,052	3,011	(4,040)	5,162
<b>Employees Subtotal:</b>	<b>2,594,964</b>	<b>3,251,749</b>	<b>656,785</b>	<b>5,042,249</b>
<b>Councillors</b>				
Councillors Electoral Allowances	104,727	131,667	26,941	149,178
Councillors Extra Meeting Allowances	2,442	0	(2,442)	42,293
Councillors Travel Allowance - Meals and Incidentals	5,775	22,941	17,166	10,327
Councillors Travel Allowance - Mileage	197	0	(197)	0
Councillors Accommodation	6,091	0	(6,091)	8,000
Councillors - Fares Air / Road	9,264	0	(9,264)	10,000
Councillors Professional Development	200	17,250	17,050	23,000
<b>Councillors Subtotal:</b>	<b>128,695</b>	<b>171,858</b>	<b>43,162</b>	<b>242,798</b>
<b>Other Expenses</b>				
Administration Fees	0	147,560	147,560	0
Advertising	3,932	21,623	17,691	31,873
Calling of Tenders & Quotes	804	0	(804)	3,500
Veterinary expenses	11,852	10,000	(1,852)	16,000
Audit Expenses (external)	0	0	0	35,000
Levy, Fees and Charges	8,561	0	(8,561)	14,000
Cleaning Products and Contractors	9,151	7,000	(2,151)	15,000
Conferences, Seminars and Ceremonies	1,242	3,750	2,508	5,000
Community Planning & Scoping Studies	0	0	0	0
Consulting Fees	44,723	64,750	20,027	181,500
Utilities - Electricity	73,781	103,891	30,111	162,897
Utilities - Water & Sewerage	72,632	48,427	(24,205)	82,270
Gas Industrial/Medical/Heating Etc Purposes NOT FUEL	684	3,374	2,690	4,498
Hire of Plant, Equipment and Motor Vehicles	6,298	43,417	37,119	62,246
Legal Fees	5,752	18,750	12,998	50,000
Licences and Registrations - MV & PE	29,009	63,323	34,315	50,242
Licences & Registration - Other than MV and PE	220	0	(220)	0
Health and Safety Expenses	9,158	8,750	(408)	15,000
Festival misc - Inc. prizes, equip hire, judges, coaching etc	1,000	0		5,000
Catering - Council, Committees, Seminars	5,595	3,500	(2,095)	8,500
Consumable Items	80,926	208,577	127,651	259,061
Operating Leases Office Equipment	16,755	25,678	8,923	28,828
Operating Leases Property	29,069	27,376	(1,693)	46,930
Printing, Postage (stamps) & Stationery	13,012	24,115	11,103	28,440
Rent (short term only)	0	33,302	33,302	0
Subscriptions and Memberships	20,800	35,052	14,252	22,500

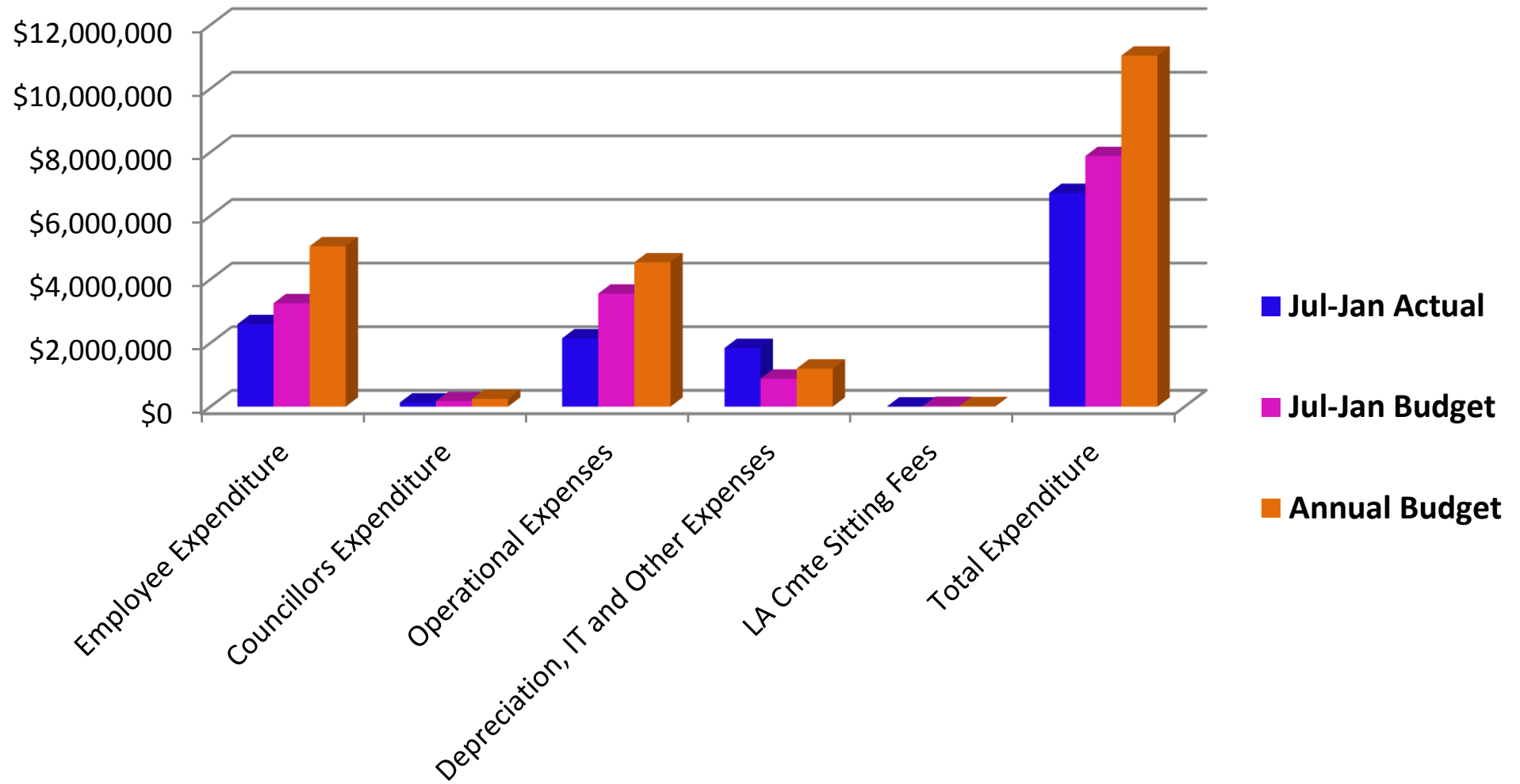
Profit and Loss Report For Period Ending 31 January 2015	Year To Date Jul - Jan 15			Annual
	Actual	Budget	Variance	Budget
Accommodation (not employees or councillors)	855	8,839	7,984	4,000
Taxi/Hire Car/Bus/Coach Fares (not employees or councillors)	43	0	(43)	3,896
Airfares (not employees or councillors)	5,821	0	(5,821)	0
Training and Development (not employees or councillors)	21,673	2,333	(19,340)	0
Street Light Maintenance	970	9,169	8,199	15,718
Street Light Electricity Payments	0	2,395	2,395	14,000
Freight Expenses	38,085	25,433	(12,651)	48,600
Publications and Information Resources	6,644	45,926	39,283	35,000
Fuel Diesel /ULP	132,278	312,539	180,262	256,610
Insurance Premiums	307,687	247,666	(60,021)	257,832
Contractor Materials and Labour	987,994	1,368,195	380,202	2,143,241
Repairs & Maintenance Plant (Small Plant Items)	36,404	35,000	(1,404)	0
Repairs & Maintenance MV & PE	57,129	329,583	272,455	344,248
Repairs & Maintenance Roads	15,127	82,061	66,934	70,338
Repairs & Maintenance Airstrips	491	19,683	19,192	6,427
Repairs & Maintenance Buildings	(16,910)	162,938	179,848	209,322
Contractors Electrical	44,273	0	(44,273)	0
Contractors Plumbing/Gas	14,319	0	(14,319)	0
Contractors Carpentry	14,767	0	(14,767)	0
Contractors Structural	36,560	0	(36,560)	0
<b>Other Expenses Subtotal:</b>	<b>2,149,164</b>	<b>3,553,978</b>	<b>1,404,813</b>	<b>4,537,517</b>
<b>Depreciation/Other Expenses</b>				
Depreciation - Building	319,952	0	(319,952)	0
Depreciation - Road Infrastructure	282,382	0	(282,382)	0
Depreciation - Plant & Equipment	123,497	0	(123,497)	0
Depreciation - Structures	24,294	0	(24,294)	0
Depreciation - Furniture, Fittings & Office Equip	715	0	(715)	0
Depreciation - Motor Vehicles	145,465	0	(145,465)	0
Depreciation - Site Improvements	121,892	0	(121,892)	0
ICT - Phone/Fax/Internet	17,818	76,344	58,526	115,876
ICT Satellite Telephone	0	1,208	1,208	2,070
ICT Mobile/ Modem Telephone	7,217	0	(7,217)	15,000
ICT - Consultants / Service Providers	360,188	540,902	180,715	609,802
ICT Software	538	1,334	796	5,000
ICT Hardware < \$5,000	7,754	8,418	664	11,579
Torches and Batteries	0	1,867	1,867	3,200
Materials Roadbase/Gravel	346,929	245,704	(101,225)	421,206
Materials - Furniture & Office Equipment	27,853	0	(27,853)	0
Materials - Tools	33,702	0	(33,702)	0
Materials Minor Assets < \$5,000	14,885	0	(14,885)	0
Sports Equipment - Inc Uniforms, trophies etc	7,238	4,375	(1,890)	14,500
Musical & Sound Equipment	1,618	0	(1,618)	0
<b>Depreciation/Other Expenses Subtotal:</b>	<b>1,843,936</b>	<b>880,152</b>	<b>(963,784)</b>	<b>1,198,233</b>

Profit and Loss Report For Period Ending 31 January 2015	Year To Date Jul - Jan 15			Annual Budget
	Actual	Budget	Variance	
<b>Other Expenses</b>				
Local Authority Committee Sitting Fees	3,345	21,000	17,655	17,100
<i>Other Expenses Subtotal:</i>	<b>3,345</b>	<b>21,000</b>	<b>17,655</b>	<b>17,100</b>
<b>Total Expenditure</b>	<b>6,720,105</b>	<b>7,878,736</b>	<b>1,158,631</b>	<b>11,037,897</b>
<b>Net Surplus/(Deficit)</b>	2,036,139	1,926,155	109,984	1,193,716
<b>CAPITAL EXPENDITURE</b>				
Plant & Equipment	394,512	0	394,512	1,193,716
<b>Total Capital Expenditure</b>	<b>394,512</b>	<b>0</b>	<b>394,512</b>	<b>1,193,716</b>
<b>Net Surplus/(Deficit) after Capital</b>	<b>1,641,627</b>	<b>1,926,155</b>	<b>(284,528)</b>	<b>0</b>

# Income to 31 January 2015

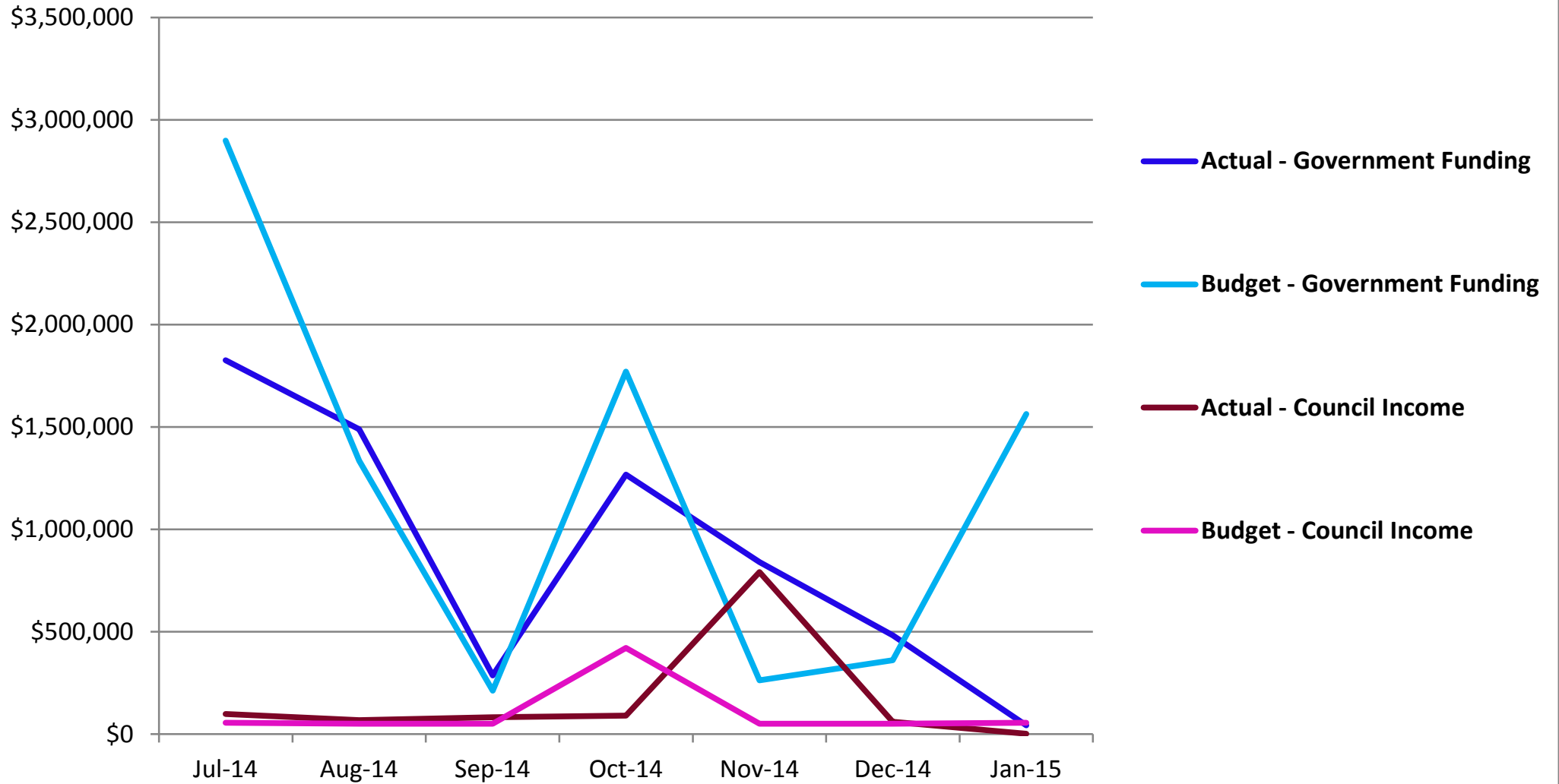


## Expenditure to 31 January 2015





## Income: Actual -v- Budget for period



## Expenditure Actual -v- Budget for period

