

# Finance Committee Agenda

## Document ID: FIN.2.0

Finance Committee 21 Jc  
DECISIONS MEMBERS ARE BEING ASKED TO MAKE THIS MEETING

Agenda Item: 13.

Action Officer: Peter Carter

SUBJECT: FINANCE REPORT

What is the main issue?

*To accept the finance report for the period 1 July 2014 to 31 December 2014 and adopt the amended budget for 2014-2015.*

### SUMMARY

As part of the monthly reporting procedures the finance report is submitted to the Finance Committee of the Council.

### BACKGROUND

Attached are:-

1. Payment Register for December 2014
2. Cash and Investments Table
3. Restricted Funds Table
4. Community Activity Table
5. Profit & Loss to 31 December 2014
6. Amended Budget 2014-2015 lodged with DLGR

### VOTING REQUIREMENT

Simple majority

What decision are Finance Committee members being asked to make?

**THAT Finance Committee receives and notes the finance report for the period 1 July to 31 December 2014 and adopt the amended budget for 2014-2015.**

## Item 13.1 PAYMENT REGISTER

Month of December 2014

DATE	REFERENCE	DESCRIPTION	AMOUNT
1/12/2014	GA000040	ACCOUNT FEE FOR DECEMBER 2014	10.00
1/12/2014	GJ000085	DEBIT EXCESS INTEREST	14.83
1/12/2014	GA000041	LOAN SERVICE FEE - Refunded	45.00
2/12/2014	GA000043	CBA MERCHANT FEE 001191 NOVEMBER 2014	122.05
4/12/2014	000433	AUSTRALIA POST	2.48
4/12/2014	000440	Zorro Nominees Pty Ltd	38.50
4/12/2014	000461	WRIGHT EXPRESS AUSTRALIA PTY LTD (PUMA C	75.60
4/12/2014	000446	METCASH FOOD & GROCERY CONVENIENCE DIVIS	89.97
4/12/2014	000448	PALNGUN WURNANGAT ASSOCIATION	136.00
4/12/2014	000454	CALM ENTERPRISES PTY LTD T/A SMARTYARD O	147.84
4/12/2014	000455	SCOTT PAGE	164.75
4/12/2014	000456	NGANMARRIYANGA STORE PTY LTD	179.65
4/12/2014	000437	HARVEY DISTRIBUTORS	219.55
4/12/2014	000445	NT-IT PTY LTD	256.86
4/12/2014	000444	OFFICEMAX AUSTRALIA PTY LTD	269.96
4/12/2014	000431	VANDERFIELD NORTHWEST PTY LTD	273.42
4/12/2014	000453	WAYNE BILLETT	283.90
4/12/2014	000469	JEFF JENKINS - TA	290.40
4/12/2014	000443	SBA OFFICE NATIONAL	291.30
4/12/2014	000450	CSG BUSINESS SOLUTIONS (AUS) PTY LTD	297.01
4/12/2014	000452	READYCUT (NT) PTY LTD	423.50
4/12/2014	000467	DEAN CHISHOLM - TA	461.87
4/12/2014	000442	BURSON AUTOMOTIVE PTY LTD	499.51
4/12/2014	000465	CARCOM INSTALLATION PTY LTD	598.00
4/12/2014	000451	NGANMARRIYANGA SCHOOL COUNCIL INCORPORAT	650.00
4/12/2014	000439	SA CAMPBELL & TM CLARKE T/A STC FARMBUIL	654.50
4/12/2014	000463	Bucher Municipal Pty Ltd	796.85
4/12/2014	000449	TINYFOX P/L TRUSTEE FOR THE PARAP INVEST	804.00
4/12/2014	000468	TUFF TYRES KATHERINE PTY LTD	853.00
4/12/2014	000470	C.R. CAMPBELL	1,375.00
4/12/2014	000459	ROBERTSON MCMAHON PTY LTD T/A PETER BROW	1,376.05
4/12/2014	000460	DAVID DALY ELECTRONICS PTY LTD	1,392.00
4/12/2014	000462	ST JOHN AMBULANCE AUSTRALIA (NT) INC	1,899.00
4/12/2014	000438	COUNCILBIZ	2,123.00
4/12/2014	000441	DJ AIR & ELECTRICAL SERVICES PTY LTD	2,312.54
4/12/2014	000435	ALL TOOLS NT	3,220.40
4/12/2014	000466	CAPTOVATE PTY LTD	4,180.00
4/12/2014	000447	EMPLOYMENT OFFICE AUSTRALIA PTY LTD	4,253.59
4/12/2014	000458	JLM CIVIL WORKS PTY LTD	4,950.00
4/12/2014	000457	MCKEEN ENTERPRISES PTY LTD T/A FALCON EN	5,720.00
4/12/2014	000432	MURIN ASSOC. OF PORT KEATS INC	6,442.90
4/12/2014	000436	L & V NOMINEES PTY LTD	10,560.00
4/12/2014	000464	TEAM Ambrose	11,000.00
4/12/2014	000434	THAMARRURR DEVELOPMENT CORPORATION	13,699.89

DATE	REFERENCE	DESCRIPTION	AMOUNT
5/12/2014	GJ000130	Credit Card Payment Dec 14	12,048.04
7/12/2014	\$HRPAYJNL	Payroll	300.00
7/12/2014	\$HRPAYJNL	Payroll	1,973.05
7/12/2014	\$HRPAYJNL	Payroll	7,250.00
7/12/2014	\$HRPAYJNL	Payroll	113,927.65
8/12/2014	000103	FUJI XEROX DARWIN PHOTOCOPIER CHARGE FOR 02/12/2014 TO 01/01/2015	720.50
12/12/2014	GJ000119	TRANSFER FROM WORKING TO SAVER INVESTMENT A/C	540,000.00
15/12/2014	000099	CHILD SUPPORT AGENCY PAYMENT FOR PPE07122014	473.40
15/12/2014	000098	RTM (PAYROLL DEDUCTIONS) PAYMENT FOR PPE07122014	686.00
15/12/2014	000107	STATEWIDE SUPER CONTRIBUTION FOR PPE 07122014	5,513.63
15/12/2014	000106	QUICKSUPER SUPER CONTRIBUTION FOR PPE 07122014	9,750.00
16/12/2014	000109	QUICKSUPER SUPER CONTRIBUTION FOR PPE 07122014	614.32
16/12/2014	GJ000123	Transfer funds from working to Credit C	5,297.08
17/12/2014	000494	LITCHFIELD SPRINGS WATER PTY LTD	30.00
17/12/2014	000510	JEFF JENKINS - EXPENSES TAXI	31.00
17/12/2014	000486	VICTORIA DALY REGIONAL COUNCIL	41.51
17/12/2014	000478	LIQUOR HOSPITALITY & MISCELLANEOUS UNION	59.40
17/12/2014	000513	DAMIEN TUNMUCK	114.00
17/12/2014	000514	CYRIL NINNAL	114.00
17/12/2014	000507	ST JOHN AMBULANCE AUSTRALIA (NT) INC	117.15
17/12/2014	000479	AUSTRALIAN SERVICES UNION SA/NT	131.60
17/12/2014	000483	HAMILTON CLEANING SERVICES NT	132.00
17/12/2014	000490	CABCHARGE	144.32
17/12/2014	000495	ANDREW BROWN - TA	149.80
17/12/2014	000497	DON PULTCHEN	152.00
17/12/2014	000512	BRUNO WUSHUNBUK	165.05
17/12/2014	000474	PALMERSTON 4WD SPARES	172.70
17/12/2014	000488	LOCAL GOVERNMENT ASSOCIATION OF THE NORT	220.00
17/12/2014	000480	SA CAMPBELL & TM CLARKE T/A STC FARMBUIL	222.35
17/12/2014	000502	NT RECYCLING SOLUTIONS PTY LTD	227.93
17/12/2014	000485	MARK MARTIN	237.96
17/12/2014	000492	TOBIAS NGANBE	237.96
17/12/2014	000503	WALLY MINJIN	237.96
17/12/2014	000493	STEPHEN FLETCHER - TA	259.00
17/12/2014	000491	NT-IT PTY LTD	266.72
17/12/2014	000496	JADE HAMILTON - TA	363.75
17/12/2014	000504	DAVID DALY ELECTRONICS PTY LTD	388.00
17/12/2014	000506	ROWE MECHANICAL SERVICE PTY LTD	454.52
17/12/2014	000508	PETER CARTER - EXPENSES REGO VEHICLE	478.50
17/12/2014	000487	HELLOWORLD DARWIN CLIENT ACCOUNT	861.10
17/12/2014	000505	WRIGHT EXPRESS AUSTRALIA PTY LTD (PUMA C	873.57
17/12/2014	000489	CAPITAL FINANCE AUSTRALIA LIMITED	1,065.30
17/12/2014	000511	NYUNT INVESTMENTS PTY LTD	1,110.00
17/12/2014	000498	METCASH FOOD & GROCERY CONVENIENCE DIVIS	1,327.41
17/12/2014	000500	PALNGUN WURNANGAT ASSOCIATION	1,328.00

DATE	REFERENCE	DESCRIPTION	AMOUNT
17/12/2014	000484	SPNT PTY LIMITED - SALARY SACRIFICE	1,569.17
17/12/2014	000472	MURIN ASSOC. OF PORT KEATS INC	1,876.20
17/12/2014	000473	THAMARRURR DEVELOPMENT CORPORATION	2,345.74
17/12/2014	000499	EMPLOYMENT OFFICE AUSTRALIA PTY LTD	2,664.09
17/12/2014	000482	BURSON AUTOMOTIVE PTY LTD	2,886.31
17/12/2014	000471	Territory Housing Rent	3,538.00
17/12/2014	000509	HALIKOS PTY LTD T/A NOVOTEL DARWIN ATRIU	4,027.20
17/12/2014	000501	GM TEEDE	7,474.31
17/12/2014	000481	HARVEY NORMAN BEDDING DARWIN`	7,816.00
17/12/2014	000477	YANTJARRWU OUTSTATION RESOURCE CENTRE AB	17,180.00
17/12/2014	000475	COUNCILBIZ	60,753.91
17/12/2014	000476	D & R COMMUNITY SERVICES PTY LTD	150,579.90
19/12/2014	000516	HAROLD WILSON - TA	149.80
19/12/2014	000518	OFFICEMAX AUSTRALIA PTY LTD	326.72
19/12/2014	000517	ANNUNCIATA WILSON - LOGO	1,000.00
19/12/2014	000515	PEPPIMENARTI STORE ASSOCIATION	3,983.54
19/12/2014	000519	LEE POINT ELECTRICAL SERVICE	6,490.00
19/12/2014	000520	WILDMAN RIVER STOCK CONTRACTORS PTY LIMI	8,550.00
21/12/2014	\$HRPAYJNL	Payroll	300.00
21/12/2014	\$HRPAYJNL	Payroll	1,973.05
21/12/2014	\$HRPAYJNL	Payroll	7,210.00
21/12/2014	\$HRPAYJNL	Payroll	122,442.60
23/12/2014	000100	ATO Payment Of November 2014 BAS	33,508.00
24/12/2014	000534	VICTORIA DALY REGIONAL COUNCIL	50.01
24/12/2014	000531	LIQUOR HOSPITALITY & MISCELLANEOUS UNION	59.40
24/12/2014	000532	AUSTRALIAN SERVICES UNION SA/NT	131.60
24/12/2014	000533	SPNT PTY LIMITED - SALARY SACRIFICE	1,346.66
24/12/2014	000530	Territory Housing Rent	3,608.00
24/12/2014	000521	BUNNINGS GROUP LIMITED	47.92
24/12/2014	000527	CSG BUSINESS SOLUTIONS (AUS) PTY LTD	414.96
24/12/2014	000524	L & V NOMINEES PTY LTD	572.00
24/12/2014	000522	MURIN ASSOC. OF PORT KEATS INC	600.00
24/12/2014	000528	WORKSENSE WORKWEAR & SAFETY PTY LTD	2,102.39
24/12/2014	000529	CAPTOVATE PTY LTD	2,618.00
24/12/2014	000523	PEPPIMENARTI STORE ASSOCIATION	8,530.62
24/12/2014	000526	EMPLOYMENT OFFICE AUSTRALIA PTY LTD	11,319.00
24/12/2014	000525	HITACHI CONSTRUCTION MACHINERY (AUSTRALI	36,119.32
29/12/2014	\$HRPAYJNL	Payroll	713.61
29/12/2014	GJ000147	TRANSFER FROM WORKING TO SAVER INVESTMENT A/C	300,000.00
30/12/2014	000101	CHILD SUPPORT AGENCY PAYMENT FOR PPE21122014	528.46
30/12/2014	000102	RTM (PAYROLL DEDUCTIONS) PAYMENT FOR 21122014	787.40
31/12/2014	GA000051	Commbiz Fees	10.00
31/12/2014	GA000051	Commbiz Fees	20.63
31/12/2014	000105	QUICKSUPER CONTRIBUTION FOR PPE21122014	10,183.78
		<b>Total</b>	<b>1,622,225.80</b>

<b>Cash at Bank</b>					
Cash on Hand					\$1,828
Cheque Account					\$22,650
Investment Account					\$1,635,008
Term Deposits					\$1,500,000
<b>Total Cash at Bank</b>					<b>\$3,159,486</b>
<b>Debtors</b>					
	<b>Current</b>	<b>30 Days</b>	<b>60 Days</b>	<b>90 Days</b>	
Trade	39,778	16,766	6,670	6,530	69,744
Rates - due 8 Dec 14	0	80,259	0	0	80,295
Other - Interest/GST/ Deposit	69,778	0	0	0	69,778
<b>Total Debtors</b>					<b>\$219,817</b>
<b>Creditors</b>					
	<b>Current</b>	<b>30 Days</b>	<b>60 Days</b>	<b>90 Days</b>	
Trade	304,366	118,785	3,091	14,020	440,262
Other - PAYG/GST	74,430	0	0	0	74,430
<b>Total Creditors</b>					<b>\$514,692</b>
Employee Entitlements	613,617				<b>\$613,617</b>
<b>Reconciliation of Funds</b>					
Balance as per General Ledger					24,478
Add: Outstanding Debtors					219,817
Less: Outstanding Creditors					514,692
Less: Employee Entitlements					613,617
Add: Investment Account					3,135,008
<b>Total Cash &amp; Receivables Available</b>					<b>\$2,250,994</b>

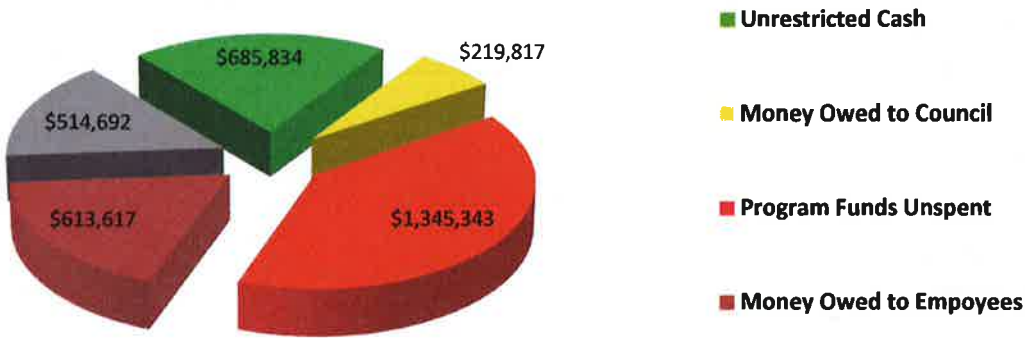
Unspent Grants &amp; Subsidies

\$1,345,343

Funds Available to Council

**\$905,651**

### Financial Position at 31 December 2014



Description	Actual Income	Actual Expenses	Committed	Available for Program	Result
<b>Operational Funding – Non Reportable</b>					
NTG - Operational Subsidy Funding	690,090	690,090	0	\$0	
NTG – FAA General Purpose	246,340	246,340	0	\$0	
<b>Specific Purpose Funding - Reportable</b>					
NTG - SPG Establishment Grant	1,000,000	28,415	862,568	\$109,017	
NTG - Local Authorities Funding	98,132	35,757	11,621	\$50,754	
NTG - Local Authority Project Funding	416,286	0	36,782	\$379,504	
NTG - Indigenous Development Jobs Funding	296,172	173,390	0	\$122,782	
NTG - Municipal & Essential Services Funding	22,808	44,764	2,000	(\$23,957)	
NTG - NT Jobs Package 3 ESO	60,729	0	0	\$60,729	
NTG - Outstations and Homelands - Housing Mtce	9,703	66,696	1,796	(\$58,788)	
NTG - SPG Outstations 4 items	93,716	0	32,900	\$60,816	
NTG - Outstations SPG	0	9,036	0	(\$9,036)	
AG - Sport and Rec: Indigenous Program Coordinator	50,000	31,559	0	\$18,441	
AG - Sport and Recreation: Jobs Creation	100,000	58,533	0	\$41,467	
NTG - Sports & Recreation funding	91,250	27,055	0	\$64,195	
NTG - Youth Vibe Holiday Grant	2,000	0	0	\$2,000	
AG - Aged Care Conversion	0	137	132	(\$268)	
AG - CACP	0	6,904	0	(\$6,904)	
AG - Health: Flexible Aged Care	785,888	790,002	10,011	(\$14,125)	
NTG - Health: Home & Community Care	38,980	19,185	2,281	\$17,513	
AG - Regional Indigenous Broadcasting Services	47,032	28,182	0	\$18,851	
AG - Education: Emu Point Creche & Wadeye VAC	104,420	54,608	2,004	\$47,809	
AG - FAG Roads	349,390	23,582	351,271	(\$25,463)	
AG - Night Patrol	632,759	402,843	2,338	\$227,577	
AG - NT Jobs Transition	190,871	117,527	0	\$73,344	
AG - Regional Women's Program	56,337	6,754	0	\$49,583	
AG - Roads to Recovery	0	91	0	(\$91)	
NTG - Libraries	113,537	24,742	0	\$88,796	
NTG - Environmental Health Worker	0	12,953	0	(\$12,953)	
NTG - Monsoonal Trough Manthape Crossing	63,750	0	0	\$63,750	
<b>Restricted Funds</b>				<b>\$1,345,343</b>	

	INCOME		EXPENSE		Commitments	Net Funds	Asset Purchases
	Actuals	Budget	Actuals	Budget			
<b>PROGRAM - Palumpa</b>							
AD - Administration	402,163	838,554	111,364	181,797	320	290,479	0
AE - Aerodromes	0	0	8,639	0	0	(8,639)	0
AF - Asset Management	0	0	2,705	32,500	32,352	(35,057)	37,858
CA - Commercial Arrangement	98,197	109,775	60,516	107,147	3,020	34,662	0
CM - Cemeteries	0	0	2,160	0	0	(2,160)	0
CP - Community Patrol	158,190	120,280	117,773	107,704	0	40,417	0
EM - Elected Members	825	0	8,142	16,431	848	(8,166)	0
HS - Housing - Staff Housing	910	0	3,269	10,000	0	(2,359)	0
IN - Infrastructure	0	0	500	0	0	(500)	0
LA - Local Authorities	52,380	52,380	1,786	32,190	0	50,594	0
MB - Media and Broadcasting	51,162	15,636	28,645	15,636	0	22,517	0
OC - Outstations and Homelands	34,137	0	1,051	17,585	0	33,086	0
PG - Parks and Gardens	10,480	0	44,450	37,471	971	(34,941)	0
RC - Street Cleaning	0	0	10,799	0	0	(10,799)	0
RM - Roads	84,052	102,457	50,510	102,457	79,181	(45,639)	0
SG - Special Purpose Grants	8,061	0	2,029	0	81,136	(75,104)	199,387
SR - Sport and Rec	105,926	110,673	56,964	68,729	0	48,962	0
WM - Waste Management	44,797	0	33,147	91,550	2,159	9,491	0
WS - Work Health and Safety	0	0	521	0	0	(521)	0
YS - Youth Services	2,000	0	596	0	0	1,404	0
<b>TOTAL:</b>	<b>1,053,279</b>	<b>1,349,755</b>	<b>545,566</b>	<b>821,196</b>	<b>199,987</b>	<b>307,726</b>	<b>237,246</b>

<b>PROGRAM - Peppi</b>							
AD - Administration	335,775	778,240	137,956	242,368	(172)	197,991	0
AE - Aerodromes	0	0	7,028	0	0	(7,028)	0
AF - Asset Management	0	0	5,054	32,500	47,389	(52,442)	45,188
AG - Aged & Disability Services	72,897	100,459	77,917	91,708	2,558	(7,579)	0
CA - Commercial Arrangement	85,984	109,226	24,253	75,226	4,158	57,573	0
CH - Child Care Emu Point	83,842	83,842	64,967	83,843	1,991	16,885	0
CM - Cemeteries	0	0	1,757	0	0	(1,757)	0
CP - Community Patrol	158,190	57,456	78,577	107,704	287	79,325	0
EM - Elected Members	0	0	55,300	49,652	1,671	(56,971)	0
HS - Housing - Staff Housing	945	0	3,915	10,000	0	(2,970)	0
LA - Local Authorities	25,927	25,927	570	18,964	0	25,357	0
LI - Libraries	30,454	30,454	10,093	15,227	0	20,361	0
MB - Media and Broadcasting	50,358	15,101	18,050	15,101	0	32,309	0
OC - Outstations and Homelands	160,433	0	51,553	17,585	0	108,880	0
PG - Parks and Gardens	0	0	33,154	36,732	3,034	(36,188)	0
PL - Pools	0	0	8,205	5,000	84	(8,288)	0
RC - Street Cleaning	0	0	8,785	0	0	(8,785)	0
RM - Roads	84,052	52,472	46,810	52,471	18,789	18,453	0
SG - Special Purpose Grants	0	0	1,041	0	0	(1,041)	99,355
SR - Sport and Rec	29,563	18,422	8,612	22,602	1,071	19,880	0
WM - Waste Management	36,288	0	29,468	88,482	2,400	4,420	0
WS - Work Health and Safety	0	0	521	0	0	(521)	0
<b>TOTAL:</b>	<b>1,154,707</b>	<b>1,271,598</b>	<b>673,585</b>	<b>965,164</b>	<b>83,260</b>	<b>397,862</b>	<b>144,543</b>



	INCOME		EXPENSE		Commitments	Net Funds	Asset Purchases
	Actuals	Budget	Actuals	Budget			
<b>PROGRAM - Wadeye</b>							
AD - Administration	876,480	2,341,648	113,916	689,517	92,777	669,787	0
AE - Aerodromes	0	0	12,781	0	0	(12,781)	0
AF - Asset Management	0	0	1,500	90,000	178,452	(179,952)	0
AG - Aged & Disability Services	1,247,646	870,821	1,010,581	864,414	5,862	231,203	6,065
CA - Commercial Arrangement	159,182	227,775	136,442	193,782	3,050	19,690	0
CM - Cemeteries	0	0	3,195	0	0	(3,195)	0
CP - Community Patrol	316,380	384,842	323,598	334,593	29,028	(36,247)	24,706
EM - Elected Members	1,243	0	52,554	66,438	3,394	(54,705)	0
HS - Housing - Staff Housing	8,155	0	19,679	20,000	67,591	(79,115)	29,310
LA - Local Authorities	436,111	533,897	46,516	276,585	47,930	341,665	0
LI - Libraries	83,083	82,906	17,421	41,453	0	65,662	0
MB - Media and Broadcasting	106,233	49,624	36,357	49,624	140	69,735	0
OC - Outstations and Homelands	140,873	365,764	90,889	175,185	86,490	(36,507)	0
PG - Parks and Gardens	109	0	117,227	131,508	6,355	(123,473)	0
PL - Pools	0	10,000	57,968	44,517	3,831	(61,799)	66,354
RC - Street Cleaning	0	0	15,976	0	0	(15,976)	0
RM - Roads	251,487	181,279	79,455	181,279	188,166	(16,135)	0
SG - Special Purpose Grants	0	0	839	0	0	(839)	59,910
SR - Sport and Rec	112,030	113,156	89,233	122,848	1,091	21,706	0
VC - Vacation Care	20,578	30,867	0	20,578	0	20,578	0
WM - Waste Management	245,152	0	80,321	205,000	5,998	158,833	0
WO - Women's Resources	56,337	56,337	10,897	56,337	0	45,440	0
WS - Work Health and Safety	0	0	869	0	0	(869)	0
<b>TOTAL:</b>	<b>4,061,078</b>	<b>5,248,915</b>	<b>2,318,215</b>	<b>3,563,657</b>	<b>720,155</b>	<b>1,022,708</b>	<b>186,346</b>

Profit and Loss Report For Period Ending 31 December 2014	Year To Date Jul - Dec 14			Annual Budget
	Actual	Budget	Variance	
<b>INCOME</b>				
<b>Rates and Annual Charges</b>				
Garbage General	325,237	242,230	83,007	242,230
Agency Income	885	157,759	(156,874)	315,517
Council Rates	377,478	462,868	(85,390)	462,868
Visitor Accommodation	0	0	0	15,600
Rent Employee Housing	10,780	0	10,780	0
Rent and Leases Property	71,673	69,900	1,773	139,800
Fuel Rebate Income	215	0	215	0
Hire of Council Assets	17,050	0	17,050	0
Interest Received - Cash at Bank	23,112	15,000	8,112	30,000
<b>Rates and Annual Charges Subtotal:</b>	<b>826,430</b>	<b>947,757</b>	<b>(121,327)</b>	<b>1,206,015</b>
<b>Grants and Subsidies</b>				
NTG - SPG Operational/Capital Grants	2,538,958	3,222,100	(683,143)	4,915,663
NT Operational Grants	838,176	1,035,134	(196,958)	1,380,180
Aust Gov - SPG Operational Grants	2,805,221	2,580,996	224,225	5,038,367
Grant Income Other	7,058	0	7,058	0
<b>Grants and Subsidies Subtotal:</b>	<b>6,189,413</b>	<b>6,838,231</b>	<b>(648,818)</b>	<b>11,334,209</b>
<b>Other Current Income</b>				
Period Contracts - Airports	62,204	148,575	(86,371)	297,150
Period Contracts Other	85,402	70,000	15,402	0
Commercial Services Income	115,733	40,500	75,233	0
Workshop Sales	0	31,200	(31,200)	62,400
Fuel Sales - Diesel / ULP	9,186	1,200	7,986	2,400
Insurance Claims	74,518	0	74,518	0
Other Current Income	14,165	17,000	(2,835)	0
<b>Other Current Income Subtotal:</b>	<b>361,207</b>	<b>308,475</b>	<b>52,732</b>	<b>361,950</b>
<b>Total Income</b>	<b>7,377,050</b>	<b>8,094,462</b>	<b>(717,412)</b>	<b>12,902,174</b>

**EXPENDITURE****Employees**

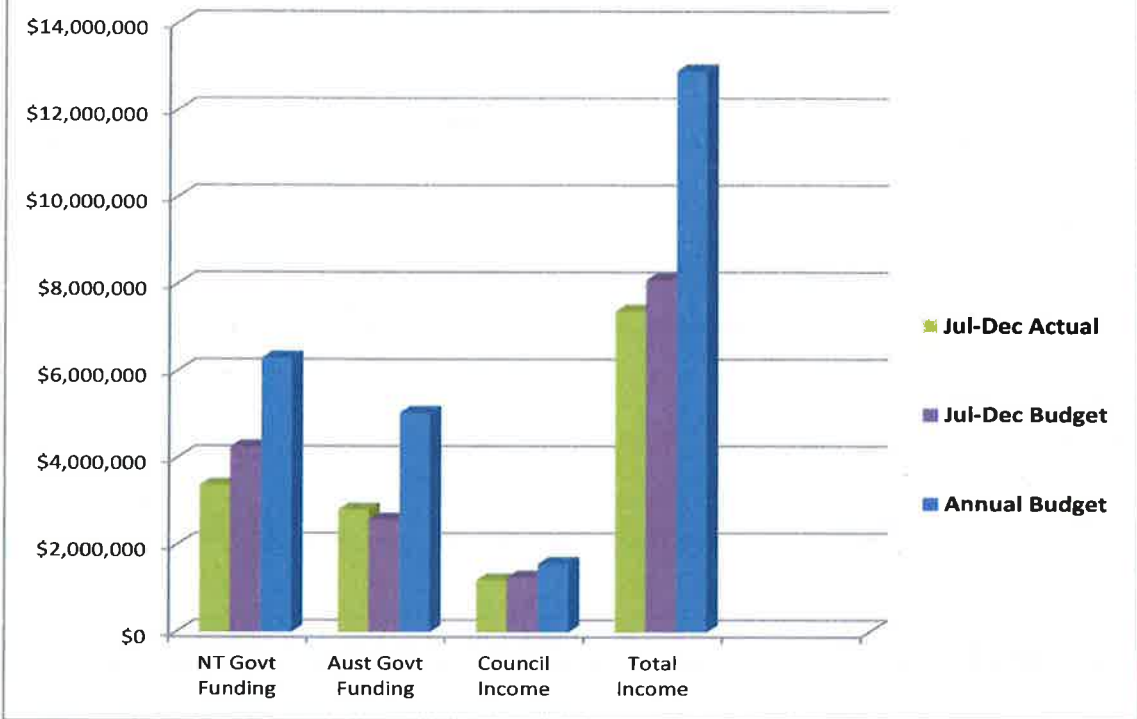
Employee Salary Normal	1,424,163	1,830,026	405,864	3,660,053
Employee Salary Overtime	27,291	0	(27,291)	0
Employee Salary Allowances	209,821	200,500	(9,320)	401,000
Employee Salary Sick/Other Leave	55,273	0	(55,273)	0
Employee Salary Workers Comp	0	45,904	45,904	91,809
Employee Travel Allowance - Meals	28,677	0	(28,677)	0
Employee Travel Allowance - Mileage	375	0	(375)	0
Employee Accommodation	16,023	0	(16,023)	0
Employee Fares - Air/Road	15,128	0	(15,128)	0
Employee Taxi/Hire Car Fares	8,048	0	(8,048)	0
Employee Superannuation	168,995	193,755	24,760	387,511
Employee Salary Accrued Annual Leave	201,353	270,404	69,051	540,808

Profit and Loss Report For Period Ending 31 December 2014	Year To Date Jul - Dec 14			Annual Budget
	Actual	Budget	Variance	
Employee Salary Accrued LSL	0	24,273	24,273	48,547
Employee Salary Accrued Other Leave	13	0	(13)	0
Employee Uniforms/PPE	553	39,925	39,372	79,850
Recruitment & Relocation	54,774	0	(54,774)	
Employee Training (Mandatory)	6,974	112,704	105,730	225,407
Employee Travel & Accom (Training Only)	1,222	57,455	56,233	119,195
Employee Police Checks	160	800	640	1,600
Employee Counselling & Rehabilitation	0	2,338	2,338	4,675
Employee Amenities	5,602	2,581	(3,021)	5,162
<b>Employees Subtotal:</b>	<b>2,224,443</b>	<b>2,780,666</b>	<b>556,223</b>	<b>5,565,617</b>
<b>Councillors</b>				
Councillors Electoral Allowances	89,998	112,857	22,859	225,715
Councillors Extra Meeting Allowances	2,442	0	(2,442)	0
Councillors Travel Allowance - Meals and Incidentals	5,195	19,664	14,469	39,327
Councillors Travel Allowance - Mileage	197	0	(197)	0
Councillors Accommodation	3,712	0	(3,712)	0
Councillors - Fares Air / Road	4,377	0	(4,377)	0
Councillors Professional Development	200	11,500	11,300	23,000
<b>Councillors Subtotal:</b>	<b>106,121</b>	<b>144,021</b>	<b>37,900</b>	<b>288,042</b>
<b>Other Expenses</b>				
Administration Fees	0	102,835	102,835	205,669
Advertising	3,674	19,573	15,900	31,873
Veterinary expenses	2,239	8,000	5,761	16,000
Audit Expenses (external)			0	35,000
Levy, Fees and Charges	7,202	0	(7,202)	0
Cleaning Products and Contractors	7,663	6,000	(1,663)	12,000
Conferences, Seminars and Ceremonies	1,242	2,500	1,258	5,000
Community Planning & Scoping Studies			0	25,000
Consulting Fees	31,456	55,500	24,044	111,000
Utilities - Electricity	27,537	89,049	61,512	178,099
Utilities - Water & Sewerage	37,646	41,509	3,862	83,018
Gas Industrial/Medical/Heating Etc Purposes NOT FUEL	560	2,249	1,689	4,498
Hire of Plant, Equipment and Motor Vehicles	4,120	37,214	33,095	74,429
Legal Fees	2,421	12,500	10,079	25,000
Licences and Registrations - MV & PE	26,459	60,490	34,031	77,490
Licences & Registration - Other	677	0	(677)	0
Health and Safety Expenses	7,406	7,500	94	15,000
Festival misc - Inc. prizes, equip hire, judges, coaching etc	1,000	0	0	0
Catering - Council, Committees, Seminars	4,679	3,000	(1,679)	6,000
Consumable Items	50,480	178,781	128,301	317,561
Operating Leases Office Equipment	15,787	22,010	6,223	44,020
Operating Leases Property	25,539	23,465	(2,074)	46,930

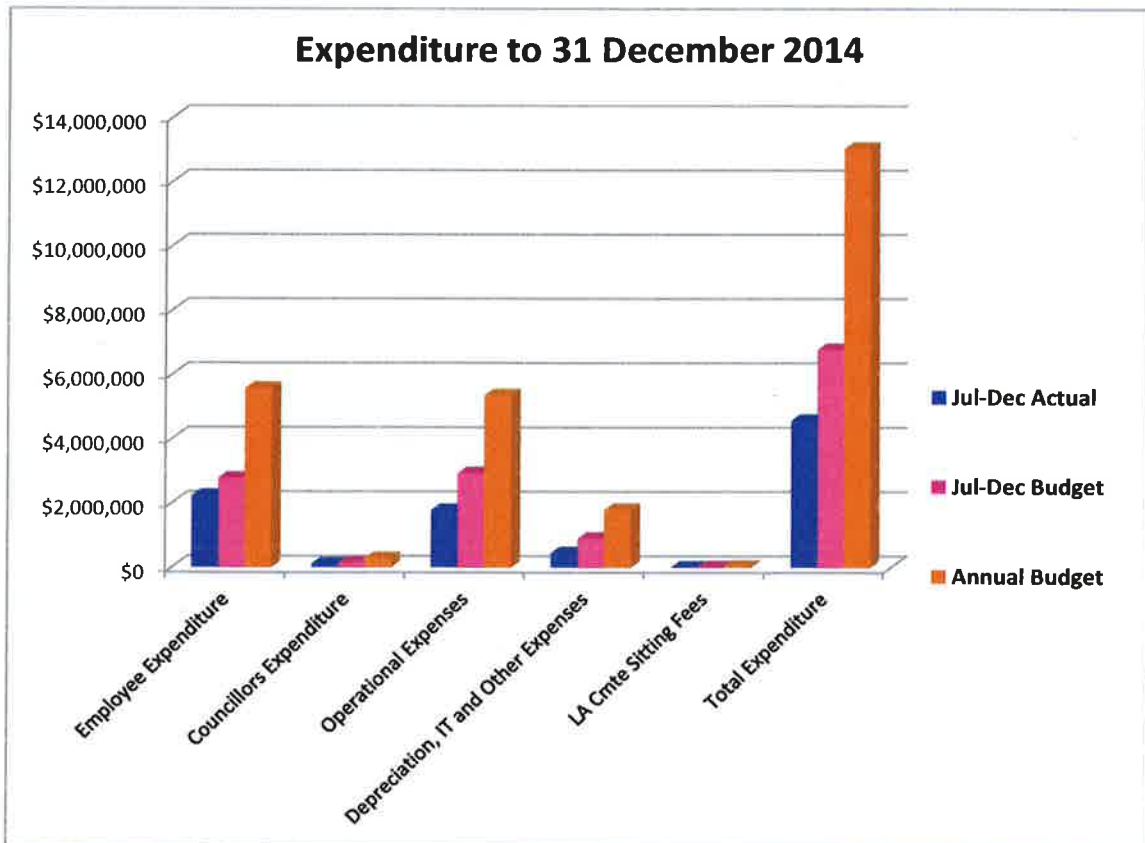
Profit and Loss Report For Period Ending 31 December 2014	Year To Date Jul - Dec 14			Annual
	Actual	Budget	Variance	Budget
Printing, Postage (stamps) & Stationery	10,118	20,670	10,552	41,340
Rent (short term only)	0	28,545	28,545	57,089
Subscriptions and Memberships	20,800	35,052	14,252	35,052
Accommodation (not employees or councillors)	583	7,577	6,994	15,153
Taxi/Hire Car/Bus/Coach Fares (not employees or councillors)	43	0	(43)	0
Airfares (not employees or councillors)	2,779	0	(2,779)	0
Training and Development (not employees or councillors)	21,673	2,000	(19,673)	4,000
Street Light Maintenance	0	7,859	7,859	15,718
Street Light Electricity Payments	0	2,053	2,053	4,106
Freight Expenses	28,742	21,800	(6,942)	43,600
Publications and Information Resources	6,644	39,366	32,722	78,731
Fuel Diesel /ULP	104,050	267,891	163,841	306,497
Insurance Premiums	303,585	165,555	(138,030)	404,000
Contractor Materials and Labour	857,992	1,121,318	263,326	2,186,299
Repairs & Maintenance Plant (Small Plant Items)	22,283	30,000	7,717	60,000
Repairs & Maintenance MV & PE	45,617	282,500	236,883	330,000
Repairs & Maintenance Roads	15,618	70,338	54,720	140,676
Repairs & Maintenance Airstrips	0	16,871	16,871	33,743
Repairs & Maintenance Buildings	26,178	139,661	113,483	279,322
Contractors Electrical	23,406	0	(23,406)	0
Contractors Plumbing/Gas	5,660	0	(5,660)	0
Contractors Carpentry	5,231	0	(5,231)	0
Contractors Structural	15,480	0	(15,480)	0
<b>Other Expenses Subtotal:</b>	<b>1,774,266</b>	<b>2,931,229</b>	<b>1,156,963</b>	<b>5,348,913</b>
<b>Depreciation/Other Expenses</b>				
Depreciation - Plant & Equipment	0	116,583	116,583	233,165
Depreciation - Motor Vehicles	0	29,877	29,877	59,753
ICT - Phone/Fax/Internet	14,282	65,438	51,156	130,876
ICT Satellite Telephone	0	1,035	1,035	2,070
ICT Mobile/ Modem Telephone	776	0	(776)	0
ICT - Consultants / Service Providers	299,449	463,631	164,181	927,261
ICT Software	538	890	351	1,779
ICT Hardware < \$5,000	7,754	5,789	(1,965)	11,579
Torches and Batteries	0	1,600	1,600	3,200
Materials Roadbase/Gravel	69,640	210,603	140,963	421,206
Materials - Furniture & Office Equipment	11,744	0	(11,744)	0
Materials - Tools	27,022	0	(27,022)	0
Materials Minor Assets < \$5,000	13,934	0	(13,934)	0
Sports Equipment - Inc Uniforms, trophies etc	5,175	3,750	(1,890)	7,500
Musical & Sound Equipment	1,618	0	(1,618)	7,500
<b>Depreciation/Other Expenses Subtotal:</b>	<b>451,932</b>	<b>899,195</b>	<b>447,263</b>	<b>1,798,389</b>

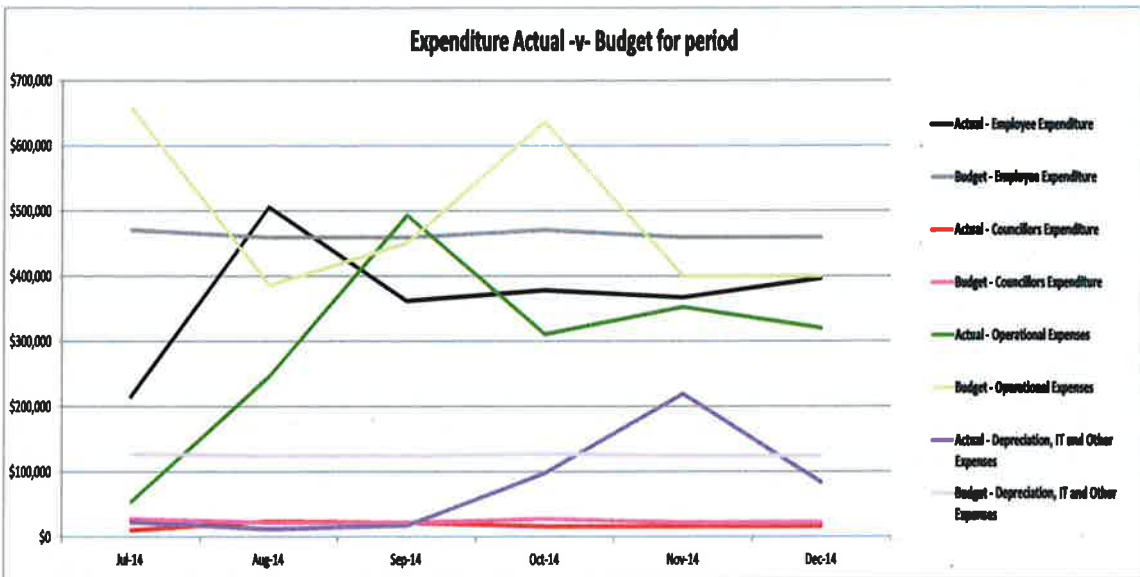
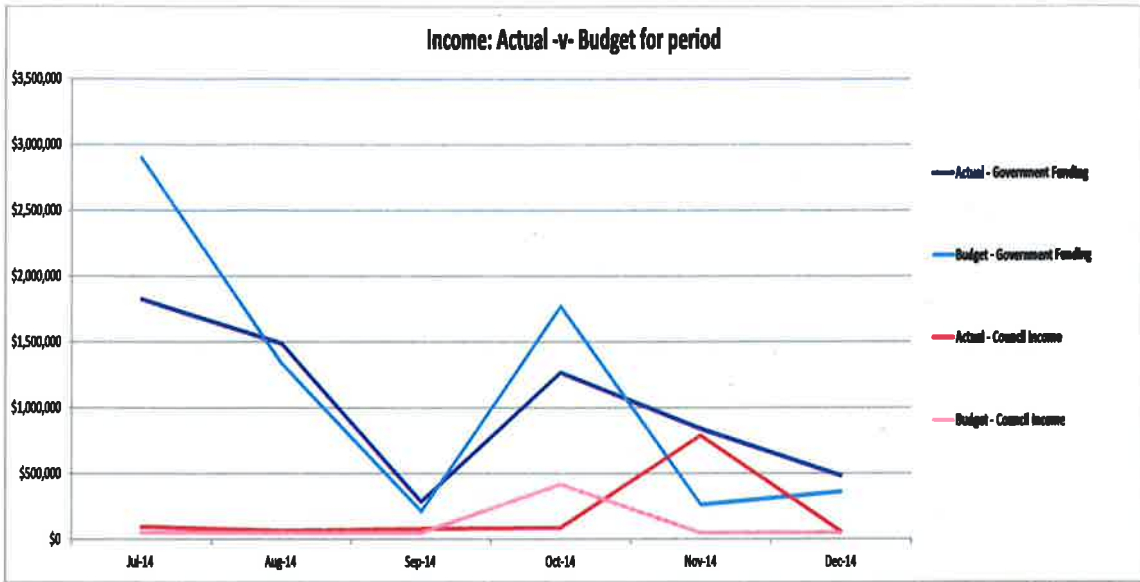
Profit and Loss Report For Period Ending 31 December 2014	Year To Date Jul - Dec 14			Annual Budget
	Actual	Budget	Variance	
<b>Other Expenses</b>				
Local Authority Committee Sitting Fees	3,345	18,000	14,655	36,000
<b>Other Expenses Subtotal:</b>	<b>3,345</b>	<b>18,000</b>	<b>14,655</b>	<b>36,000</b>
<b>Total Expenditure</b>	<b>4,560,107</b>	<b>6,773,111</b>	<b>2,213,004</b>	<b>13,036,961</b>
<b>Net Surplus/(Deficit)</b>	<b>2,816,943</b>	<b>1,321,351</b>	<b>1,495,592</b>	<b>(134,786)</b>
<b>CAPITAL EXPENDITURE</b>				
Plant	108,996	0	108,996	0
<b>Total Capital Expenditure</b>	<b>108,996</b>	<b>0</b>	<b>108,996</b>	<b>0</b>
<b>Net Surplus/(Deficit) after Capital</b>	<b>2,707,947</b>	<b>1,321,351</b>	<b>1,386,596</b>	<b>(134,786)</b>

### Income to 31 December 2014



### Expenditure to 31 December 2014





With 6 months actual transactions WDRC is in position to review the 2014-2015 budget.

In the original budget an amount was identified as a shortfall in operational funding from DLG&R. This value has been reassessed and determined to be \$851,174.

The DLG&R have indicated that this value is within their means to fund and are creating the documentation to deliver these funds. Monthly reviews by WDRC and the department between January and June 2015 will determine if additional funds are required.

The Amended Budget 2014-2015 is presented for adoption.

### Amended Budget 2014-2015 - Report By Community

Natural Account Description	Amended					Original Budget
	Darwin	Palumpa	Peppimenarti	Wadeye	Total	
<b>Income</b>						
Garbage General	0	44,797	36,288	244,152	325,237	242,230
Agency Income	0	1,200	1,800	20,000	23,000	315,517
Council Rates	0	46,007	42,021	289,549	377,577	462,868
Rent Employee Housing	0	2,000	2,000	18,000	22,000	0
Rent and Leases Property	0	4,800	4,900	419,000	428,700	139,800
Hire of Assets	0	12,000	7,500	5,000	24,500	0
Interest Received - Cash at Bank	35,000	0	0	0	35,000	30,000
NTG - SPG Operational Grants	118,469	604,544	597,017	1,888,068	3,208,097	3,023,213
Additional Funding Requested	851,174	0	0	0	851,174	1,892,450
NT Operational Grants	276,036	207,027	207,027	690,090	1,380,180	1,380,180
Aust Gov - SPG Operational Grants	98,537	617,039	779,988	3,512,037	5,007,601	5,038,367
Period Contracts - Airports	0	33,095	40,095	117,555	190,745	297,150
Commercial Services Income	0	89,851	80,952	0	170,803	0
Client Contributions/Visitor Accom	0	50,000	49,000	55,000	154,000	62,400
Fuel Sales - Diesel / ULP (to 3rd party c)	0	20,000	0	0	20,000	15,600
Other Income	0	0	0	13,000	13,000	2,400
						0
<b>Sub Total</b>	<b>528,042</b>	<b>1,732,360</b>	<b>1,848,588</b>	<b>7,271,451</b>	<b>12,231,614</b>	<b>12,902,174</b>

Expenditure	Amended					Original Budget
	Darwin	Palumpa	Peppimenarti	Wadeye	Total	
<b>Expenditure</b>						
Employee Salary Normal	410,401	469,340	677,945	1,619,575	3,177,260	3,660,053
Employee Salary Allowances	0	90,400	135,400	223,400	449,200	401,000
Employee Salary Workers Compensation	10,260	13,619	18,937	40,757	83,574	91,809
Employee Travel Allowance	25,000	5,000	5,000	25,000	60,000	0
Employee Accommodation	0	0	0	23,181	23,181	0
Employee Fares	0	0	0	19,273	19,273	0
Employee Superannuation	38,988	52,344	75,440	173,434	340,206	387,511
Employee Salary Accrued Annual Leave	55,641	57,518	90,772	195,718	399,649	540,808
Employee Salary Accrued Long Service	10,260	8,745	11,984	28,504	59,493	48,547
Employee Uniforms	3,000	14,500	24,600	37,750	79,850	79,850
Employee Recruit & Relocate	50,000	0	0	50,000	100,000	0
Employee Training (Mandatory)	12,283	35,600	38,424	108,236	194,543	225,407
Employee Travel & Accom (Training On	1,800	9,582	7,422	25,778	44,582	119,195
Employee Police Checks	0	308	360	932	1,600	1,600
Employee Counselling and Rehabilitati	4,675	0	0	0	4,675	4,675
Employee Amenities	2,600	1,000	521	1,041	5,162	5,162
<b>Sub Total</b>	<b>624,908</b>	<b>757,957</b>	<b>1,086,805</b>	<b>2,572,579</b>	<b>5,042,249</b>	<b>5,565,617</b>



Natural Acco	Natural Account Description	Darwin	Palumpa	Peppimenarti	Wadeye	Amended	Original
						Total	Budget
	<b>Expenditure</b>						
72100	Councillors Electoral Allowances	0	12,842	71,405	64,931	149,178	225,715
72110	Councillors Extra Meeting Allowances	0	4,700	18,795	18,798	42,293	0
72210	Councillors Travel Allowance - Meals a	0	1,759	2,803	5,765	10,327	39,327
72230	Councillors Accommodation	0	1,000	3,000	4,000	8,000	0
72240	Councillors - Fares Air / Road	0	1,000	4,000	5,000	10,000	0
72580	Councillors Professional Development	0	3,833	3,833	15,334	23,000	23,000
	<b>Sub Total</b>	<b>0</b>	<b>25,134</b>	<b>103,836</b>	<b>113,828</b>	<b>242,798</b>	<b>288,042</b>
73115	Administration Fees	0	0	0	0	0	205,669
73120	Advertising	15,000	0	0	16,873	31,873	31,873
73125	Calling of Tenders & Quotes, anal, eval	3,500	0	0	0	3,500	0
73126	Veterinary expenses	0	3,500	2,500	10,000	16,000	16,000
73130	Audit Expenses (external)	35,000	0	0	0	35,000	35,000
73140	Levy, Fees and Charges	5,000	750	750	7,500	14,000	0
73150	Cleaning Products and Contractors	3,000	3,000	3,000	6,000	15,000	12,000
73160	Conferences, Seminars and Ceremonie	5,000	0	0	0	5,000	5,000
73170	Community Planning & Scoping Studie	0	0	0	0	0	25,000
73200	Consulting Fees	146,500	5,000	5,000	25,000	181,500	111,000
73230	Utilities - Electricity	6,000	16,179	47,006	93,712	162,897	178,099
73240	Utilities - Water & Sewerage	0	5,874	16,207	60,189	82,270	83,018
73250	Gas Industrial/Medical/Heating Etc Pur	0	1,251	421	2,826	4,498	4,498
73260	Hire of Plant, Equipment and Motor Ve	0	13,000	10,000	39,246	62,246	74,429
73270	Legal Fees	50,000	0	0	0	50,000	25,000
73290	Licenses and Registrations - MV & PE	3,490	6,000	11,500	29,252	50,242	77,490
73321	Health and Safety Expenses	0	5,000	5,000	5,000	15,000	15,000
73326	Festival Misc expenses	2,000	1,000	1,000	1,000	5,000	0
73330	Catering - Council, Committees, Semin	2,400	1,200	1,200	3,700	8,500	6,000
73332	Consumable Items	5,000	45,520	89,147	119,394	259,061	317,561
73343	Operating Leases Office Equipment	11,917	4,774	5,685	6,453	28,828	44,020
73344	Operating Leases Property	46,930	0	0	0	46,930	46,930
73350	Printing, Postage (stamps) & Stationery	7,500	3,500	5,000	12,440	28,440	41,340
73370	Rent	0	0	0	0	0	57,089
73400	Subscriptions and Memberships	22,500	0	0	0	22,500	35,052
73420	Accommodation (not employees or cov	1,000	1,000	1,000	1,000	4,000	15,153
73440	Training and Development (not employ	0	3,312	195	390	3,896	4,000
73450	Street Light Maintenance	0	3,277	7,196	5,245	15,718	15,718
73460	Street Light Electricity Payments	0	2,500	3,500	8,000	14,000	4,106
73511	Freight Expenses	0	7,500	11,100	30,000	48,600	43,600
73517	Publications and Information Resource	35,000	0	0	0	35,000	78,731
73531	Fuel Diesel /ULP	1,871	52,692	57,100	144,947	256,610	306,497
73540	Insurance Premiums	257,832	0	0	0	257,832	404,000
73800	Contractor- Materials and Labour	0	116,130	25,927	2,001,184	2,143,241	2,186,299
73830	Repairs & Maintenance Plant (Small Pla	0	0	0	0	0	60,000
73833	Repairs & Maintenance MV & PE	5,000	72,500	83,500	183,248	344,248	330,000
73834	Repairs & Maintenance Roads	0	0	0	70,338	70,338	140,676
73835	Repairs & Maintenance Airstrips	0	2,773	3,054	600	6,427	33,743
73836	Repairs & Maintenance Buildings	5,000	25,750	33,837	144,735	209,322	279,322
	<b>Sub Total</b>	<b>676,440</b>	<b>402,982</b>	<b>429,825</b>	<b>3,028,271</b>	<b>4,537,517</b>	<b>5,348,913</b>

Natural Account Description	Darwin	Palumpa	Peppimenarti	Wadeye	Amended	Original
					Total	Budget
<b>Expenditure</b>						
Depreciation - Plant & Equipment	0	0	0	0	0	233,165
Depreciation - Motor Vehicles	0	0	0	0	0	59,753
ICT - Phone/Fax/Internet	21,598	24,649	26,430	58,199	130,876	130,876
ICT Satellite Telephone	0	500	500	1,070	2,070	2,070
ICT - Consultants / Service Providers	609,802	0	0	0	609,802	927,261
ICT Software	5,000	0	0	0	5,000	1,779
ICT Hardware < \$5,000	6,788	1,597	0	3,194	11,579	11,579
Torches and Batteries	0	800	800	1,600	3,200	3,200
Materials Roadbase/Gravel	0	120,000	50,000	251,206	421,206	421,206
Sports Equipment - Inc Uniforms, trophies	0	7,650	450	6,400	14,500	7,500
Committee Sitting Fees	0	5,700	5,700	5,700	17,100	36,000
<b>Sub Total</b>	<b>643,188</b>	<b>160,896</b>	<b>83,880</b>	<b>327,369</b>	<b>1,215,333</b>	<b>1,834,389</b>
<b>Non Current Assets</b>						
Acquisition of Buildings	0	25,455	0	22,727	48,182	48,183
Acquisition of Plant & Equipment	0	316,899	202,575	457,878	977,352	783,635
Acquisition of Structures	0	0	59,091	109,091	168,182	168,182
<b>Sub Total</b>	<b>0</b>	<b>342,354</b>	<b>261,666</b>	<b>589,696</b>	<b>1,193,716</b>	<b>1,000,000</b>
<b>Grand Total</b>	<b>(565,320)</b>	<b>43,037</b>	<b>(117,424)</b>	<b>639,708</b>	<b>0</b>	<b>(134,786)</b>